



doi:10.5281/zenodo.19337116

Review Of Artificial Neural Network For Enhancing The Performance Of Subsurface Safety Valves: A Contemporary Review

¹Eli Digieneni Goodluck; ²Zekieni Robert Yelebe & ³Sunday Igbani

² Department of Chemical Engineering, Niger Delta University,
Wilberforce Island, Bayelsa State, Nigeria

^{1,3} Department of Petroleum Engineering,
Niger Delta University, Wilberforce Island, Bayelsa State, Nigeria

ABSTRACT

This article analyzes current usage of Artificial Neural Networks (ANNs) in enhancing the performance of subsurface safety valves (SSSVs), which are important well-control devices meant to automatically cut off fluid flow during emergencies. The research synthesizes data from various published studies examining valve performance based on pressure drop, flow capacity, reaction time, operating pressure, and predicted accuracy. Comparative results indicate pressure-drop values ranging from 45–65 psi, exhibiting variable resistance levels dependent on optimization strategy. Flow capacity ranges 100–140 gpm, with higher numbers indicating better production efficiency. Valve reaction time ranges from 4.5–7 s, while quicker systems increase operating safety. Operating pressures vary from 2700–3250 psi, proving the capabilities of improved valves to work under difficult well settings. ANN-based optimization methods consistently surpass traditional approaches, reaching prediction accuracies up to 95% compared with 85% for classical models and lowering error measures from RMSE 0.12 to 0.05, exhibiting improved competence in predicting nonlinear operational behavior. However, ANN success is restricted by data needs, computational expense, and interpretability concerns. Overall, the analysis reveals that ANN-driven optimization provides a strong, data-driven pathway for higher SSSV efficiency, reliability, and predictive maintenance, while hybrid methods blending machine learning with conventional techniques offer the greatest potential future solutions.

1.0 INTRODUCTION

Subsurface Safety Valves (SSSV) are important safety components in oil and gas wells, intended to immediately shut off the flow of fluids in the event of an emergency, such as a blowout. These valves are placed deep within the wellbore and play a vital role in ensuring well integrity by stopping uncontrolled flow of hydrocarbons to the surface. Typically triggered by changes in pressure or other triggers, SSSV are the last line of defence against catastrophic events that could pose significant risks to both people and the environment. The main goal of SSSV is to provide an automated, reliable method for well control, especially in deepwater and high-pressure settings where human involvement is not always possible (Suleiman & Abdullahi, 2021). The value of SSSV in avoiding blowouts and controlling production cannot be overstated. A blowout, which happens when pressure exceeds the containment capacity of a well, can result in the loss of well control and, possibly, catastrophic environmental and economic damage. By quickly closing the valve and blocking further fluid flow, SSSV help minimize these risks, thus ensuring safe, continuous production and saving valuable assets. The timely working of these valves is important to minimizing downtime and keeping the productivity of oil and gas activities. Furthermore, SSSV can greatly decrease the need for expensive emergency treatments, ensuring long-term operating stability (Arowolo & Deng, 2018) (Moaveni, 2018). Despite the improvements in SSSV design and technology, these valves continue to face different operating and mechanical challenges. Corrosion, wear, and mechanical failure are among the most common problems that can affect their usefulness. Moreover, SSSV are often exposed to extreme pressures and temperatures in subsea and deepwater settings, which can worsen material degradation and valve failure. The restricted ability to watch and manage these valves in real-time, paired with the harsh working conditions, further complicates their performance and dependability (Mirza, 2020).

In response to these challenges, there has been a growing interest in leveraging Artificial Neural Networks (ANN) as a tool for optimizing the performance of SSSV. ANN, a branch of artificial intelligence, have shown significant potential in predicting

failures, enhancing decision-making, and optimizing the operation of complex systems like SSSV. By analyzing previous data, environmental factors, and working conditions, ANN can predict possible breakdowns, allowing proactive maintenance and minimizing downtime. Moreover, ANN can aid in real-time decision-making, giving constant optimization of valve operation, flow control, and system safety. Recent improvements in deep learning, a subset of ANN, have further improved the ability to model complex relationships within the SSSV system, giving answers to problems that were previously difficult to address with standard methods (Zhang, 2019); (Zhang, 2021). This review aims to critically assess the role of ANN in improving the performance of SSSV, focusing on their application in predictive maintenance, optimization of valve operation, and failure detection. By studying current trends in SSSV technology and challenges, as well as the integration of AI-based solutions, this paper will provide an in-depth analysis of how ANN can be used to solve the persistent issues faced by these safety-critical devices. Additionally, this study will highlight the possible future developments in both SSSV technology and neural network methodologies, describing how these innovations can work together to ensure safer and more efficient oil and gas operations.

Artificial Neural Networks (ANN) have emerged as a changing tool in a variety of areas, offering advanced answers to complicated problems that are difficult to handle with standard methods. ANN are computational models inspired by the structure and working of biological neural networks, made of layers of linked "neurons" that process and analyze data. Each neuron gets inputs, processes them through an activation function, and sends the result to other neurons in the network. These networks are usually organized into levels: the input layer, one or more secret layers, and the output layer, with each layer performing different roles in the data change and learning process. Through training on big datasets, ANN can change the weights of connections between neurons, allowing them to identify patterns and make predictions based on new data (Anis & Lahoud, 2025). The role of ANN in solving complicated problems lies in their ability to learn from data and make choices without clear programming. Their ability to model non-linear relationships and catch intricate patterns has made them invaluable in various fields, including finance, healthcare, and engineering. Specifically, in the context of optimizing and managing complicated systems like Subsurface Safety Valves (SSSV), ANN are especially important. SSSV are important components in the oil and gas business, designed to protect well integrity by instantly shutting off the flow of fluids in emergency scenarios. Given the complexity of well systems and the harsh conditions in which SSSV work, standard methods of optimization and maintenance often fall short in handling the dynamic and unpredictable nature of these systems (Ghahremani, 2019). ANN offer several benefits in the optimization and proactive maintenance of SSSV. By leveraging past performance data, real-time sensor inputs, and environmental factors, ANN can predict the behavior of SSSV and spot possible failures before they appear. This proactive method helps reduce downtime, improve safety, and boost business efficiency. In addition, ANN can improve decision-making by giving insights into valve performance under different operating conditions, finding patterns that may not be immediately clear to human engineers. Furthermore, the ability of ANN to constantly learn and adapt makes them particularly well-suited for systems like SSSV, which require constant monitoring and change due to changing conditions (Zhang, 2019)(Liu, 2020).

The mix of SSSV with ANN has important effects for improving decision-making and optimization. Traditional methods of controlling and keeping SSSV often depend on set rules and physical involvement, which can be slow and prone to human mistake. By adding ANN-based systems, the optimization of SSSV can be made more adaptive, sensitive, and automatic. For instance, ANN can improve valve control by constantly adjusting parameters such as opening and shutting times based on real-time data, ensuring that the valve works efficiently under varying conditions. Additionally, ANN-based systems can enable predictive maintenance by finding early warning signs of wear or malfunction, thereby avoiding expensive failures and minimizing operating disruptions (Shaterian, 2020) (Aziaka, 2019).

This review aims to study the integration of ANN in optimizing and enhancing the performance of SSSV, focused on their application in predictive maintenance, performance optimization, and failure detection. By reviewing recent improvements in both ANN methods and SSSV technologies, this paper will provide a thorough account of how these two fields cross and add to safer, more efficient oil and gas operations.

2.0 Subsurface Safety Valves (SSSV). Subsurface Safety Valves (SSSV) are known as important well-control components intended to automatically shut in hydrocarbon flow in the event of abnormal conditions such as uncontrolled flow, surface equipment failure, or well integrity compromise. Early foundational works stress the fail-safe nature of SSSV, particularly surface-controlled subsurface safety valves (SCSSV), which rely on hydraulic control lines to keep the valve in an open state and automatically close upon pressure loss (Lahoud, 2025). Most writers agree that SSSV greatly reduce blowout risk and environmental dangers by offering a secondary barrier system in well design. However, while classical studies focus on mechanical reliability and barrier philosophy, more recent research combines SSSV into overall well-integrity management frameworks, treating them as dynamic safety components rather than static devices (Adams, 2020). A major area of agreement in the literature is the classification of SSSV into surface-controlled subsurface safety valves (SCSSV) and subsurface-controlled safety valves (SSCSV). Studies constantly report that SCSSV rule offshore and high-risk settings due to their remote operability and integration with surface safety systems (Ezedike, 2016) (Ekundayo, 2016). In contrast, SSCSV, which function based on flow velocity or pressure differentials, are often described as less reliable due to sensitivity to output fluctuations and sand production (Arowolo & Deng, 2018). While proponents of SSCSV argue for their simplicity and freedom from hydraulic lines, critics note their higher failure rates and false shut-ins, causing a contradiction between operating simplicity and reliability performance (Aziaka, 2019).

Reliability and failure processes form another key argument in the literature. Multiple studies find control-line failure, scale accumulation, corrosion, and elastomer degradation as main failure causes for SCSSV (Adenipekun & Marinho, 2017). Some

writers claim that modern material science, including corrosion-resistant alloys and advanced elastomers, has greatly improved valve longevity and performance uniformity (Aladeitan, 2020). Conversely, field-based studies suggest that operational factors such as poor installation practices, pressure cycling, and inadequate maintenance regimes still dominate failure statistics, implying that technological improvements alone cannot guarantee reliability (Arowolo & Deng, 2018). This difference shows a divide between design-optimistic views and operational-realist viewpoints.

From a systems-engineering viewpoint, literature increasingly sees SSSV as part of integrated safety instrumented systems (SIS) rather than isolated components. Researchers stress their involvement with downhole sensors, surface emergency shutdown systems (ESD), and real-time tracking platforms (Oyedapo & Ayeni, 2021). While this integration improves situational awareness and reaction time, some studies argue that system complexity introduces new failure paths, including software flaws, signal delay, and cyber-physical weaknesses (Suleiman & Abdullahi, 2021). Thus, a contradiction appears between safety through integration and risk through complexity, reflecting wider debates in digital oilfield architectures. Recent sustainability-oriented writing links SSSV success to environmental protection and legal compliance. Authors stress that effective SSSV reduce methane emissions, avoid underground blowouts, and support ESG (Environmental, Social, and Governance) goals (Aladeitan, 2020). However, economic studies point out the high lifetime cost of installation, testing, and replacement, especially in deepwater and HPHT (High Pressure High Temperature) wells (Egbueri, 2023). This creates a conflict between environmental risk reduction and economic efficiency, with scholars split on whether regulatory orders should favor general deployment or risk-based selective execution. Overall, the literature shows SSSV as necessary well-control devices that greatly enhance operating safety and environmental protection. While there is strong agreement on their strategic importance and barrier function, inconsistencies remain regarding control mechanisms, reliability drivers, system integration complexity, and cost-benefit explanation. The balance between technical progress, operational discipline, system complexity, and economic feasibility describes current discourse. Collectively, the studies show that future success in SSSV performance will rely not only on better valve design, but also on integrated safety systems, predictive maintenance, and strong operating control frameworks.

Subsurface Safety Valves (SSSV) are critical safety components in oil and gas wells, designed to automatically shut off the flow of fluids in the event of an emergency, such as a blowout. These valves are installed deep within the wellbore and play a vital role in ensuring well integrity by preventing uncontrolled flow of hydrocarbons to the surface. Typically activated by changes in pressure or other triggers, SSSV are the last line of defence against catastrophic events that could pose significant risks to both personnel and the environment. The primary purpose of SSSV is to provide an automated, reliable mechanism for well control, especially in deepwater and high-pressure environments where human intervention is not always feasible (Ghafoor, 2020).

The importance of SSSV in preventing blowouts and controlling production cannot be overstated. A blowout, which occurs when pressure exceeds the containment capacity of a well, can result in the loss of well control and, potentially, catastrophic environmental and economic damage. By rapidly closing the valve and preventing further fluid flow, SSSV help mitigate these risks, thus ensuring safe, continuous production and protecting valuable assets. The timely operation of these valves is essential to minimizing downtime and maintaining the productivity of oil and gas operations. Furthermore, SSSV can significantly reduce the need for expensive emergency interventions, ensuring long-term operational stability (Sadr, 2017) (Adams, 2020)(Moaveni, 2018).

Despite the advancements in SSSV design and technology, these valves continue to face various operational and mechanical challenges. Corrosion, wear, and mechanical failure are among the most common issues that can impair their functionality. Moreover, SSSV are often subjected to extreme pressures and temperatures in subsea and deepwater environments, which can exacerbate material degradation and valve malfunction. The limited ability to monitor and maintain these valves in real-time, combined with the harsh operating conditions, further complicates their performance and reliability (Mirza, 2020).

In response to these challenges, there has been a growing interest in leveraging Artificial Neural Networks (ANN) as a tool for optimizing the performance of SSSV. ANN, a branch of artificial intelligence, have shown significant potential in predicting failures, enhancing decision-making, and optimizing the operation of complex systems like SSSV. By analyzing historical data, environmental factors, and operational conditions, ANN can predict potential failures, enabling proactive maintenance and minimizing downtime. Moreover, ANN can aid in real-time decision-making, offering continuous optimization of valve operation, flow control, and system safety. Recent advancements in deep learning, a subset of ANN, have further enhanced the ability to model complex relationships within the SSSV system, offering solutions to problems that were previously difficult to address with traditional methods (Anis & Lahoud, 2025)(Zhang, 2021).

This review aims to critically evaluate the role of ANN in enhancing the performance of SSSV, focusing on their application in predictive maintenance, optimization of valve operation, and failure detection. By examining current trends in SSSV technology and challenges, as well as the integration of AI-based solutions, this paper will provide an in-depth analysis of how ANN can be used to address the persistent issues faced by these safety-critical devices. Additionally, this review will highlight the potential future developments in both SSSV technology and neural network methodologies, discussing how these innovations can work together to ensure safer and more efficient oil and gas operations.

Artificial Neural Networks (ANN) have emerged as a transformative tool in a variety of fields, offering advanced solutions to complex problems that are difficult to tackle with traditional methods. ANN are computational models inspired by the structure and functioning of biological neural networks, consisting of layers of interconnected "neurons" that process and analyze data. Each neuron receives inputs, processes them through an activation function, and transmits the result to other neurons in the network. These networks are typically organized into layers: the input layer, one or more hidden layers, and the output layer, with each layer performing different roles in the data transformation and learning process. Through training on large datasets, ANN can

adjust the weights of connections between neurons, allowing them to detect patterns and make predictions based on new data (Haykin, 2019)

The role of ANN in solving complex problems lies in their ability to learn from data and make decisions without explicit programming. Their capacity to model non-linear relationships and capture intricate patterns has made them invaluable in various domains, including finance, healthcare, and engineering. Specifically, in the context of optimizing and maintaining complex systems like Subsurface Safety Valves (SSSV), ANN are especially relevant. SSSV are critical components in the oil and gas industry, designed to protect well integrity by automatically shutting off the flow of fluids in emergency situations. Given the complexity of well systems and the harsh environments in which SSSV operate, traditional methods of optimization and maintenance often fall short in addressing the dynamic and unpredictable nature of these systems (Ghahremani, 2019).

ANN offer several advantages in the optimization and predictive maintenance of SSSV. By leveraging historical performance data, real-time sensor inputs, and environmental factors, ANN can predict the behavior of SSSV and detect potential failures before they occur. This proactive approach helps reduce downtime, improve safety, and optimize operational efficiency. In addition, ANN can enhance decision-making by providing insights into valve performance under different operating conditions, identifying patterns that may not be immediately obvious to human engineers. Furthermore, the ability of ANN to continuously learn and adapt makes them particularly well-suited for systems like SSSV, which require constant monitoring and adjustment due to changing conditions (Zhang, 2019)(Liu, 2020).

The combination of SSSV with ANN has significant implications for enhancing decision-making and optimization. Traditional methods of managing and maintaining SSSV often rely on predefined rules and manual intervention, which can be slow and prone to human error. By incorporating ANN-based systems, the optimization of SSSV can be made more adaptive, responsive, and automated. For instance, ANN can optimize valve control by continuously adjusting parameters such as opening and closing times based on real-time data, ensuring that the valve operates efficiently under varying conditions. Additionally, ANN-based systems can facilitate predictive maintenance by identifying early warning signs of wear or malfunction, thereby preventing costly failures and minimizing operational disruptions (Shaterian, 2020) (Zhang & Wang, 2021).

This review aims to explore the integration of ANN in optimizing and enhancing the performance of SSSV, focusing on their application in predictive maintenance, performance optimization, and failure detection. By examining recent advancements in both ANN methodologies and SSSV technologies, this paper will provide a comprehensive overview of how these two domains intersect and contribute to safer, more efficient oil and gas operations.

2.0 Subsurface Safety Valves (SSSV)

Subsurface Safety Valves (SSSV) are recognized as critical well-control components designed to automatically shut in hydrocarbon flow in the event of abnormal conditions such as uncontrolled flow, surface equipment failure, or well integrity compromise. Early foundational works emphasize the fail-safe nature of SSSV, particularly surface-controlled subsurface safety valves (SCSSV), which rely on hydraulic control lines to maintain the valve in an open state and automatically close upon pressure loss (Anis & Lahoud, 2025). Most authors agree that SSSV significantly reduce blowout risk and environmental hazards by providing a secondary barrier system in well architecture. However, while classical studies focus on mechanical reliability and barrier philosophy, more recent research integrates SSSV into holistic well-integrity management frameworks, treating them as dynamic safety components rather than static devices (Adams, 2020).

A major area of convergence in the literature is the classification of SSSV into surface-controlled subsurface safety valves (SCSSV) and subsurface-controlled safety valves (SSCSV). Studies consistently report that SCSSV dominate offshore and high-risk environments due to their remote operability and integration with surface safety systems (Ezedike, 2016) (Ekundayo, 2016). In contrast, SSSCV, which operate based on flow velocity or pressure differentials, are often described as less reliable due to sensitivity to production fluctuations and sand production (Arowolo & Deng, 2018). While proponents of SSSCV argue for their simplicity and independence from hydraulic lines, critics highlight their higher failure rates and false shut-ins, creating a contradiction between operational simplicity and reliability performance (Aziaka, 2019).

Reliability and failure mechanisms form another central debate in the literature. Multiple studies identify control-line failure, scale deposition, corrosion, and elastomer degradation as dominant failure modes for SCSSV (Adenipekun & Marinho, 2017). Some authors argue that modern material science, including corrosion-resistant alloys and advanced elastomers, has significantly improved valve longevity and performance consistency (Aladeitan, 2020). Conversely, field-based studies suggest that operational factors such as poor installation practices, pressure cycling, and inadequate maintenance regimes still dominate failure statistics, implying that technological improvements alone cannot guarantee reliability (Okosun & Ojeh-Oziegbe, 2024). This contrast highlights a divide between design-optimistic perspectives and operational-realist viewpoints.

From a systems-engineering perspective, literature increasingly treats SSSV as part of integrated safety instrumented systems (SIS) rather than isolated components. Researchers emphasize their interaction with downhole sensors, surface emergency shutdown systems (ESD), and real-time monitoring platforms (Oyedapo & Ayeni, 2021). While this integration improves situational awareness and response time, some studies argue that system complexity introduces new failure pathways, including software faults, signal latency, and cyber-physical vulnerabilities (Suleiman & Abdullahi, 2021). Thus, a contradiction emerges between safety through integration and risk through complexity, reflecting broader debates in digital oilfield architectures.

Recent sustainability-oriented literature links SSSV performance to environmental protection and regulatory compliance. Authors emphasize that reliable SSSV reduce methane emissions, prevent subsurface blowouts, and support ESG (Environmental, Social, and Governance) objectives (Aladeitan, 2020). However, economic analyses point out the high lifecycle cost of installation, testing, and replacement, especially in deepwater and HPHT (High Pressure High Temperature) wells (Egbueri, 2023). This

creates a tension between environmental risk reduction and economic efficiency, with scholars divided on whether regulatory mandates should prioritize universal deployment or risk-based selective implementation.

Overall, the literature presents SSSV as indispensable well-control devices that significantly enhance operational safety and environmental protection. While there is strong consensus on their strategic importance and barrier function, contradictions persist regarding control mechanisms, reliability drivers, system integration complexity, and cost-benefit justification. The balance between technological advancement, operational discipline, system complexity, and economic feasibility defines current discourse. Collectively, the studies suggest that future progress in SSSV performance will depend not only on improved valve design, but also on integrated safety systems, predictive maintenance, and robust operational governance frameworks.

2.1. Types of Subsurface Safety Valves

Subsurface Safety Valves (SSSV) come in various types, each designed for specific applications in oil and gas wells. These include ball valves, flapper valves, sliding sleeve valves, and lock-open/lock-closed systems, among others. Each type of valve is engineered to meet different operational needs, considering factors like well depth, pressure, temperature, and the nature of the fluids being produced. While their primary function is to provide automatic shut-off in emergency situations, the design, actuation method, and materials used vary to ensure optimal performance and reliability under harsh downhole conditions.

2.1.1 Ball Valves

Ball valves are widely recognized for their reliable performance in a variety of applications, particularly in oil and gas production. They are often favored for their simple design and effectiveness in providing tight sealing even under high-pressure conditions (Ghahremani, 2019). Ball valves are designed with a spherical ball that rotates to either block or allow the flow of fluids, providing an effective method of controlling fluid flow. (Moaveni, 2018) highlight that the key advantages of ball valves include their durability, low maintenance requirements, and excellent sealing capability, which makes them particularly suitable for high-pressure environments commonly found in deepwater oil wells. However, some studies, including those by (Sadr, 2017) suggest that the sealing integrity of ball valves can deteriorate over time due to wear, especially when exposed to abrasive particles and aggressive fluids within the wellbore.

Despite the widely acknowledged benefits of ball valves, their performance can be compromised under extreme conditions. (Zhang, 2021) argue that while ball valves are effective for controlling flow, they are not immune to failures caused by temperature fluctuations, corrosion, and mechanical wear. In particular, prolonged exposure to extreme temperature variations can cause the valve's materials to expand or contract, leading to misalignment or a reduction in sealing capacity. On the other hand, (Mirza, 2020) suggest that ball valves can perform better than other valve types in certain situations, particularly when using corrosion-resistant materials such as stainless steel, which helps mitigate the adverse effects of the harsh environments typically found in oil and gas wells. This contrast in findings suggests that material selection plays a crucial role in optimizing the performance of ball valves under demanding operating conditions.

Another critical aspect of ball valve performance is the valve's actuation mechanism, which has been a subject of considerable debate. (Ghafoor & Suleima, 2020) emphasize the importance of hydraulic actuation systems in providing quick response times, particularly in emergency situations. However, some researchers like (Liu, 2020) point out that while hydraulic actuators offer fast operation, they can also lead to maintenance challenges due to leakage and the complexity of the system. Conversely, electric actuators are noted for their precision and reliability but can sometimes struggle to provide the rapid response required in certain high-pressure or deepwater settings (Sadr, 2017). This contrast between hydraulic and electric actuation systems indicates that no single actuation method is universally superior, and the choice of actuation depends largely on the specific operational requirements and constraints of the well.



Fig 2.1 Ball Valve (slb.com, 2022)

In conclusion, ball valves are a crucial component in well control systems, particularly due to their reliable performance in high-pressure applications. While they offer significant advantages in sealing capability and ease of maintenance, their performance can be limited by issues such as wear, corrosion, and temperature-induced misalignment. Additionally, the choice between hydraulic

and electric actuation mechanisms depends on the specific needs of the well, with each offering its own set of advantages and drawbacks. Overall, ball valves remain a popular choice in the oil and gas industry, but their performance can be significantly enhanced by carefully selecting materials and actuation systems tailored to the unique demands of each well.

2.12 Flapper Valves

Flapper valves are widely used in subsurface safety valve (SSSV) applications, particularly for their simplicity and effectiveness in controlling the flow of fluids in oil and gas wells. These valves operate based on a hinged flapper mechanism that opens or closes depending on the pressure differential across the valve. (Moaveni, 2018) highlight that flapper valves are favored for their ability to provide reliable, cost-effective sealing solutions in lower-pressure wells and in situations where fast and efficient operation is required. Their straightforward design and easy maintenance make them an attractive choice for many applications. However, (Sadr, 2017) argue that, while flapper valves are efficient in lower-pressure environments, their performance may deteriorate over time in harsh conditions, particularly due to wear from repetitive motion of the flapper.



Fig 2.2 Flapper Valve (slb.com, 2022)

One of the key challenges with flapper valves is their susceptibility to mechanical wear and fatigue, especially when subjected to high operational frequencies or abrasive fluids. (Zhang, 2021) point out that continuous exposure to fluctuating flow rates and high temperatures can lead to increased wear on the flapper and its hinge mechanism, ultimately compromising its ability to create a reliable seal. On the other hand, (Ghahremani, 2019) suggests that when properly maintained, flapper valves can offer a longer lifespan compared to other types of valves, such as ball valves, in certain applications where less abrasive fluids are present. This contrast highlights that the operational environment, specifically the type of fluid and pressure conditions, plays a crucial role in determining the long-term reliability of flapper valves. Additionally, the sealing effectiveness of flapper valves can be impacted by the valve's responsiveness under rapid flow changes. (Liu, 2020) found that flapper valves can perform well in steady-state flow conditions, but under transient conditions, such as those in dynamic oil and gas operations, the valve may fail to close properly, leading to leaks or delays in shutdown. In contrast, (Mirza, 2020) argue that the fast-response characteristic of flapper valves, when properly maintained, can outperform other valve types in emergency shutdown situations, particularly in scenarios where a rapid seal is needed. This discrepancy suggests that while flapper valves may have limitations under certain dynamic conditions, they can still provide reliable service when the operating conditions align with their design strengths. In conclusion, flapper valves are a reliable and cost-effective option for many subsurface safety valve applications, particularly in lower-pressure and less-abrasive fluid environments. While they are praised for their simplicity and fast operational response, their long-term performance can be hindered by mechanical wear, fatigue, and limitations in transient flow conditions. The performance of flapper valves largely depends on the well's specific operating conditions, including pressure, temperature, and fluid characteristics. Therefore, while flapper valves remain an important choice in certain situations, careful consideration of the operational environment is essential to ensure their continued reliability and efficiency.

2.1.3 Sliding Sleeve Valves

Sliding sleeve valves are a popular choice in subsurface safety systems due to their versatility and ability to regulate fluid flow in complex well configurations. These valves operate using a sliding mechanism that shifts a sleeve to either allow or block fluid passage, offering a robust solution for wells with multiple flow channels (Moaveni, 2018). According to (Sadr, 2017) sliding sleeve valves are particularly useful in high-pressure and deepwater applications, where they help manage the flow of hydrocarbons in dynamic well conditions. Unlike ball and flapper valves, which rely on simpler mechanical designs, sliding sleeve valves offer more control over the flow, making them suitable for wells with more complex fluid handling requirements. However, this added complexity comes with potential drawbacks in terms of installation and maintenance.



Fig 2.3 sliding valve (slb.com, 2022)

Despite the advantages, sliding sleeve valves are also subject to operational challenges, particularly due to their moving components. (Zhang, 2021) indicate that the sliding mechanism can become prone to sticking or jamming, especially when exposed to high levels of pressure, abrasive fluids, or extreme temperatures. This can significantly impact the valve's ability to function effectively in emergency situations, delaying the valve's closure when needed most. On the other hand, (Ghahremani, 2019) suggests that recent advancements in materials science and valve coatings have improved the durability of sliding sleeve valves, reducing the likelihood of wear and enhancing their long-term performance. However, the complexity of maintaining the sliding mechanism remains a concern, especially in offshore or deepwater wells where access for repairs is limited.

Another issue with sliding sleeve valves is their sensitivity to well conditions such as temperature fluctuations and fluid composition. (Mirza, 2020) highlight that sliding sleeve valves may experience operational difficulties in wells with rapidly changing pressure or temperature, as the valve's seals can become compromised under extreme conditions. (Liu, 2020) argue that while sliding sleeve valves offer greater control and flexibility compared to other valve types, their design can make them less reliable in transient conditions, leading to potential failures. In contrast, (Sadr, 2017) assert that these valves remain a preferred choice in certain applications because their modular design allows for easy customization, enabling them to perform effectively in diverse well environments. The contrasting views underscore the importance of selecting the right valve based on specific well conditions and operational requirements.

In conclusion, sliding sleeve valves provide significant benefits in managing fluid flow in complex well environments, especially where precise control is required. However, their performance can be hindered by mechanical issues such as sticking and sealing failure, particularly in extreme well conditions. While advances in materials and design have improved the durability and versatility of sliding sleeve valves, they remain more difficult to maintain compared to simpler valve types like ball or flapper valves. Therefore, while sliding sleeve valves are valuable in specific applications, careful consideration of well conditions, maintenance capabilities, and valve performance under variable conditions is crucial for ensuring their reliability and effectiveness.

2.1.4 Lock-Open and Lock-Closed Systems

Lock-open and lock-closed systems are critical components in subsurface safety valve (SSSV) technology, particularly for ensuring well integrity and safety during various stages of oil and gas extraction. A lock-open system allows for the valve to remain open until an emergency triggers its closure, providing a means of continuous flow during normal operations. Conversely, the lock-closed system keeps the valve closed at all times until a specific trigger mechanism, such as a drop in pressure or a manual override, opens the valve. According to (Moaveni, 2018), these systems are essential in preventing uncontrolled fluid flow, especially in wells with fluctuating production rates or when precise control over the well is required. The key advantage of both systems lies in their reliability and simplicity, which make them suitable for both high-pressure and deepwater wells.



Fig 2.4 Lock-Open and Lock-Closed Systems Valve (slb.com, 2022)

However, while both lock-open and lock-closed systems offer effective safety solutions, they each come with their own set of operational challenges. (Sadr, 2017) suggest that the lock-open system can sometimes fail to close quickly in emergency situations, especially in deepwater or high-pressure environments where the valve is subjected to extreme forces. This is because the lock mechanism may require additional time to disengage and activate the closure process, which can lead to a delay in

shutting off the flow of hydrocarbons. In contrast, lock-closed systems, while offering a higher level of immediate safety by staying closed during normal operations, may not always allow for efficient fluid production. According to (Zhang, 2021), these systems can cause delays in production if the valve needs to be opened manually or requires significant pressure changes to function. This indicates that while lock-closed systems are more fail-safe, they can also hinder operational efficiency.

Another factor to consider when comparing lock-open and lock-closed systems is their impact on maintenance and monitoring. (Liu, 2020) highlight that lock-open systems generally require less maintenance because the valve remains in an open state, allowing for easier access for inspections and interventions. However, this can also lead to increased risks of mechanical failure due to continuous exposure to flow conditions. On the other hand, lock-closed systems are less prone to mechanical wear because the valve remains closed when not in use, but this also means that they may require more frequent inspections and checks to ensure the lock mechanism is functioning properly (Ghahremani, 2019). The different maintenance requirements between the two systems underscore the need for tailored maintenance strategies based on the operational environment and valve design.

In conclusion, lock-open and lock-closed systems both offer valuable benefits in controlling subsurface flow and enhancing safety. While the lock-open system allows for continuous production with minimal disruption, it can be slow to react in emergency situations, which may pose a risk in certain well conditions. Conversely, the lock-closed system offers more immediate safety by keeping the valve closed until an emergency occurs but can hinder production efficiency due to its manual or pressure-driven operation. Ultimately, the choice between these systems depends on the specific needs of the well, including the required production rate, safety standards, and the complexity of the operational environment. Therefore, both systems have their place in well control, but the selection and maintenance of the system must be aligned with the well's unique conditions to ensure optimal performance. Here's a comparative table summarizing the main types of subsurface safety valves

Table 2.1 Comparison of the Types of Sub Surface Safety Valve.

Valve Type	Advantages	Disadvantages
Ball Valves	- High-pressure resistance, ideal for harsh environments.	Potential for wear due to moving parts and friction.
	Reliable sealing and robust design for emergency shut-off.	Can be difficult to maintain in deepwater or high-pressure wells.
	- Quick actuation and simple design for ease of operation.	Limited control over flow rates compared to other valves.
Flapper Valves	- Simple, cost-effective design.	Susceptible to wear and fatigue from repeated movement.
	- Easier maintenance compared to more complex valves.	Performance can degrade in high-pressure or abrasive conditions.
	- Reliable in low-pressure environments and easy to install.	- Can suffer from misalignment, leading to sealing issues.
Sliding Sleeve Valves	-Provides precise control of fluid flow and adjustable settings.	- More complex, requiring careful maintenance and installation.
	- Suitable for deepwater wells and high-pressure environments.	- Prone to sticking or jamming due to moving parts.
	- Allows for flexible flow regulation and is good for wells with fluctuating pressures.	- Can be sensitive to temperature variations and corrosion.
Lock-Open/Lock-Closed	- Lock-closed system offers maximum safety, remaining closed during normal operations.	- Lock-open system can lead to slow closure in emergencies.
	- Lock-open system ensures continuous flow, minimizing production downtime.	- Lock-closed system can delay production as manual intervention is required for opening.
	- Simple, reliable operation, with fewer parts than more complex valves.	Manual control can be cumbersome and limit automation.

2.2. Design and Functionality of SSSV

The design and functionality of Subsurface Safety Valves (SSSV) are crucial in determining their performance and reliability in ensuring well safety. SSSV are designed to shut off fluid flow in the event of an emergency, protecting both personnel and the environment from potential blowouts or uncontrolled release of hydrocarbons. According to (Ghafoor, 2020), the design of these valves typically involves several critical components, including the valve body, actuator, sealing mechanisms, and the control system. The function of the valve is primarily to isolate the wellbore in case of emergencies, preventing hydrocarbons from reaching the surface. The simplicity of the design and the ease of operation are important factors for ensuring their reliability, especially in deepwater and high-pressure wells where manual intervention is often impossible.

However, the design complexity increases when considering factors such as actuation mechanism and valve response time. (Moaveni, 2018) emphasize that the actuator, whether hydraulic or electric, plays a significant role in the functionality of the

SSSV. Hydraulic actuators are commonly used because they provide quick and powerful responses, which are vital in emergency situations. However, (Sadr, 2017) argue that hydraulic systems can be prone to leakage and require significant maintenance. In contrast, electric actuators, while providing precision and reliability, are typically slower and more vulnerable to environmental conditions such as temperature fluctuations (Okosun & Ojeh-Oziegbe, 2024). This difference in actuation methods shows a trade-off between speed, reliability, and maintenance needs, highlighting the challenge of selecting the right actuator based on well conditions.

Another critical design consideration is the sealing mechanism, which ensures that the valve functions properly under varying pressures and temperatures. (Liu, 2020) highlight that the sealing components in SSSV, such as O-rings or flapper seals, are susceptible to degradation from exposure to harsh fluids, high temperatures, and pressure differentials over time. While some studies, like those by (Moaveni, 2018), suggest that advanced sealing technologies and materials can improve the long-term performance of SSSV, others point out that even the best materials can wear out under extreme well conditions (Ghahremani, 2019). This contradiction points to the importance of balancing material selection with regular maintenance to ensure valve reliability over its lifespan. Furthermore, the increasing demand for more robust valves has led to the development of new sealing materials and coatings that aim to resist corrosion and wear, yet these solutions are not universally applicable and depend largely on the specific conditions of the well. In spite of the different factors to consider in making your design, the general steps in the design of SSSV is shown through a block diagram below

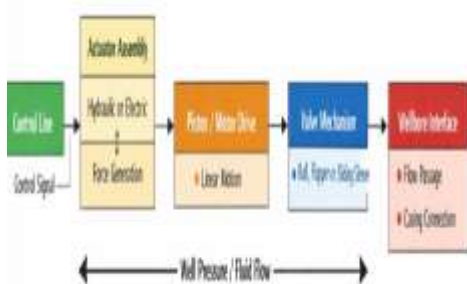


Fig 2.5 design diagram of SSSV

The diagram illustrates the design of a Subsurface Safety Valve (SSSV), showing the key components and their interactions. The system begins with the Control Line, which transmits control signals to the Actuator Assembly. The actuator can be either hydraulic or electric and is responsible for generating the force needed to operate the valve. The Piston/Motor Drive converts this force into linear motion, which drives the Valve Mechanism (such as a ball, flapper, or sliding sleeve) to control the fluid flow. The Wellbore Interface connects the valve mechanism to the well, enabling the control of fluid passage through the casing and flow path. The diagram highlights the interconnectedness of these components, all of which are essential for the safe operation and functionality of the subsurface safety valve.

Therefore, the design and functionality of SSSV are central to their effectiveness in ensuring well safety under extreme conditions. While hydraulic and electric actuators offer distinct advantages in speed and precision, their integration into the valve system presents trade-offs in terms of maintenance and response time. Similarly, advancements in sealing technologies and materials have improved valve performance, but the challenges of wear and degradation remain a concern. Thus, the design of SSSV must account for the specific operating environment, balancing the need for quick response, durability, and reliable sealing. Overall, ongoing innovation in valve design and material science is necessary to address the complexities and challenges associated with maintaining SSSV performance in challenging well conditions.

2.2.1 Mechanical Design of SSSV

The mechanical design of Subsurface Safety Valves (SSSV) is a key factor in ensuring their reliability and performance under extreme downhole conditions. SSSV are designed to provide an automatic shut-off mechanism in the event of a blowout or other emergency, thereby protecting both the well and the environment. According to (Ghafoor, 2020), the mechanical design involves several critical components, including the valve body, actuator, control system, and sealing mechanisms. The design must ensure that the valve can withstand high pressures, temperature extremes, and corrosive fluids, making the selection of materials and structural integrity pivotal to their effectiveness. A well-designed valve will function reliably without frequent maintenance or failure, which is crucial in high-risk environments like offshore or deepwater wells. However, a primary challenge in the mechanical design of SSSV is ensuring that the components can withstand the harsh operational conditions of the well. (Moaveni, 2018) argue that material selection is fundamental in overcoming issues related to corrosion and wear. For example, the valve body and sealing components must be resistant to the corrosive effects of oilfield fluids, and the actuator must be robust enough to function reliably under high pressure and temperature. (Sadr, 2017) suggest that the use of high-strength alloys and coatings has significantly improved the durability of SSSV, enabling them to function more effectively in hostile environments. However, (Zhang, 2021) highlight that the incorporation of advanced materials comes with increased costs and the challenge of ensuring that these materials perform well under all well conditions. This contrast between the advantages of advanced materials and the associated costs presents a challenge for the optimization of SSSV mechanical design. Another aspect of mechanical design that has received attention is the valve actuation mechanism, which can be either hydraulic or electric. (Liu, 2020) note that hydraulic

actuators are widely used in SSSV due to their ability to provide high force output and fast response times, which are essential in emergency shutoff situations. On the other hand, electric actuators offer more precise control and lower maintenance needs (Ghahremani, 2019). However, the speed of response in hydraulic actuators can be an issue in some systems where slower actuation could lead to delayed shutdown during emergencies. Contrastingly, electric actuators are often seen as slower in operation but more stable and reliable over time. (Sadr, 2017) argue that while hydraulic actuators are advantageous in high-pressure systems, electric actuators might be preferable in more controlled environments where precision and maintenance cost reduction are prioritized. These differences underscore the need to select the appropriate actuation mechanism based on the well's specific requirements. The actuator is responsible for controlling the opening and closing of the valve based on well conditions and emergency shutdown requirements. The two primary actuator designs—hydraulic and electric—offer distinct advantages and limitations, making them suitable for different operational environments.

2.2.1.1 Hydraulic Actuators

These are commonly used in SSSV designs due to their ability to generate large forces quickly, which is essential in high-pressure environments. These actuators operate by using hydraulic fluid under pressure to move a piston or mechanism that actuates the valve. The hydraulic system provides rapid actuation, which is crucial in emergency situations where fast valve closure is needed to prevent blowouts. According to (Moaveni, 2018), hydraulic actuators excel in situations requiring high force output, and their ability to operate without electrical power makes them suitable for extreme environments, such as deepwater or offshore wells. However, hydraulic systems require regular maintenance to prevent leaks or pressure loss, and hydraulic lines can be prone to failure under high temperatures or mechanical stress, leading to the need for redundancy or careful monitoring. In hydraulic actuators, the force exerted by the actuator is derived from the pressure difference between the inlet and outlet of the hydraulic system. The force F generated by a hydraulic piston can be described using the equation:

$$F = P \cdot A$$

Where:

- F is the force exerted by the actuator (N),
- P is the pressure applied to the piston (Pa),
- A is the cross-sectional area of the piston (m²).

The area A can be computed based on the piston diameter D as:

$$A = \frac{\pi D^2}{4}$$

Thus, the force required to actuate the valve is determined by the pressure applied to the piston and the area of the piston. For a high-pressure well, the hydraulic system must be designed to generate sufficient pressure to close the valve rapidly.

➤ Hydraulic Fluid Flow and Valve Actuation

The flow of hydraulic fluid to the actuator must be sufficient to move the piston. The flow rate Q of the hydraulic fluid can be calculated using the **continuity equation** for incompressible flow, which relates flow rate, velocity, and area:

$$Q = A \cdot v$$

Where:

- Q is the flow rate (m³/s),
- A is the cross-sectional area of the fluid passage (m²),

- v is the velocity of the hydraulic fluid (m/s).

The velocity v can be determined based on the hydraulic pressure P and the resistance to flow R , as given by Darcy's law for laminar flow:

$$v = \frac{P}{R}$$

Where R is the hydraulic resistance to flow, which depends on the length and diameter of the hydraulic lines, the fluid viscosity, and the type of valve used. The hydraulic resistance R can be computed as:

$$R = \frac{8\mu L}{\pi D^4}$$

Where:

- μ is the dynamic viscosity of the hydraulic fluid (Pa·s),
- L is the length of the hydraulic line (m),
- D is the diameter of the hydraulic pipe (m).

Using these equations, the flow rate Q needed to actuate the valve can be determined, ensuring that the actuator can move quickly enough to shut off the valve in emergency situations.

➤ Actuation Time and Dynamic Response

The actuation time of the hydraulic system is crucial for emergency shutoff situations. The time t it takes for the piston to travel a distance L_{piston} (the stroke length) is related to the velocity v of the fluid:

$$t = \frac{L_{\text{piston}}}{v}$$

Substituting the expression for velocity, we get:

$$t = \frac{L_{\text{piston}}}{\frac{P}{R}} = \frac{L_{\text{piston}}R}{P}$$

Thus, the actuation time depends on the hydraulic pressure, the resistance to flow, and the stroke length of the piston. To minimize actuation time, the system design must ensure high pressure and low resistance, which may involve optimizing the hydraulic line diameter, fluid viscosity, and ensuring that the actuator is designed to operate efficiently under these conditions.

➤ **Pressure-Flow Relationship in Hydraulic System**

Finally, the pressure-flow relationship is an important aspect of the hydraulic actuator's operation. The relationship between the pressure difference ΔP and the flow rate Q through the hydraulic actuator can be modeled using **Bernoulli's equation** for compressible flow or simplified hydraulic power equations. In the case of incompressible flow:

$$P = \frac{Q^2}{2\rho A^2}$$

Where:

- ρ is the density of the hydraulic fluid (kg/m³),
- Q is the flow rate (m³/s),
- A is the cross-sectional area of the fluid passage (m²).

This equation helps to assess how changes in flow rate affect the pressure needed to operate the actuator. As flow increases, pressure must be adjusted accordingly to achieve the desired actuation force.

2.2.1.2 Electric Actuators

Electric actuators on the other hand, rely on electrical motors to move the valve mechanism. These actuators offer higher precision and more controllability compared to hydraulic actuators. They are particularly advantageous in applications where precise control is needed, such as in gas injection systems or wells with fluctuating pressure. (Liu, 2020) point out that electric actuators require less maintenance than hydraulic actuators because they lack the complex fluid systems that can fail or leak. Additionally, electric actuators offer the benefit of being able to integrate into automated systems for continuous monitoring and control. However, they generally provide slower actuation compared to hydraulic actuators, which may pose a challenge in emergency situations that demand a rapid response.

When comparing the two types of actuators, the choice largely depends on the specific operational conditions of the well. Hydraulic actuators are ideal for high-pressure wells, where the immediate actuation speed and force are critical to ensuring safety. They are most beneficial in emergency shutdown scenarios where rapid response is essential to prevent catastrophic events. In contrast, **electric actuators** are better suited for controlled environments where precision, reliability, and ease of maintenance are the priorities. They offer long-term stability, lower maintenance costs, and the ability to integrate with digital control systems, making them suitable for applications with less urgency in actuation, such as flow regulation in less hazardous wells.

Electric-based actuators for Subsurface Safety Valves (SSSV) operate by using an electric motor to move the valve mechanism (such as a piston or ball) to either open or close the valve. The mathematical modeling of the electric actuator focuses on the electric power required to drive the motor, the torque generated by the motor, and the mechanical work needed to move the valve. The performance of the electric actuator is critical for its ability to provide precise control, especially in emergency situations. This section presents a basic mathematical framework for modeling the electric actuator used in SSSV, focusing on torque, power, and response time.

➤ **Torque Calculation Design for Electric Actuator Valve**

The primary function of an electric actuator is to rotate a shaft or move a piston, and the torque T required to actuate the valve is a key parameter in determining the motor's size and power. The torque is related to the force F required to move the valve and the radius r at which this force is applied. The relationship between force and torque is given by the equation:

$$T = F \cdot r$$

Where:

- T is the torque (Nm),
- F is the force applied to the valve mechanism (N),
- r is the radius at which the force is applied (m).

In the case of rotating a valve (such as a ball valve), the force F is typically generated by the electric motor, which acts through a gear system. The torque required to rotate the valve can be calculated based on the mechanical resistance the valve presents (such as friction) and the fluid pressure acting on the valve. The total torque required can be written as:

$$T_{\text{total}} = T_{\text{friction}} + T_{\text{pressure}}$$

Where:

- T_{friction} is the torque needed to overcome friction in the valve mechanism, and
- T_{pressure} is the torque generated due to the pressure differential acting on the valve.

The torque required to overcome friction T_{friction} can be modeled as:

$$T_{\text{friction}} = \mu \cdot N \cdot r$$

Where:

- μ is the coefficient of friction between the moving parts (dimensionless),
- N is the normal force acting on the valve mechanism (N),
- r is the radius at which the friction force acts (m).

The torque caused by the pressure differential T_{pressure} is given by:

$$T_{\text{pressure}} = P \cdot A \cdot r$$

Where:

- P is the internal pressure acting on the valve (Pa),
- A is the effective area on which the pressure acts (m²),
- r is the radius at which the force acts (m).

➤ Power Calculation for Electric Motor

To calculate the power required to drive the electric motor, we need to account for the torque and the angular velocity ω of the actuator shaft. The power P_{motor} required by the electric motor is given by:

$$P_{\text{motor}} = T \cdot \omega$$

Where:

- P_{motor} is the power (W),
- T is the torque (Nm),
- ω is the angular velocity (rad/s).

The angular velocity ω is related to the rotational speed N_{rpm} of the motor (in revolutions per minute, rpm) by the equation:

$$\omega = \frac{2\pi N_{\text{rpm}}}{60}$$

Where:

- N_{rpm} is the rotational speed of the motor (rpm).

Therefore, the power required to actuate the valve can be expressed as:

$$P_{\text{motor}} = (F \cdot r) \cdot \frac{2\pi N_{\text{rpm}}}{60}$$

This equation helps to determine the power rating of the electric motor needed to drive the actuator, based on the force required, the radius of the valve mechanism, and the speed at which the motor operates.

➤ Actuation Time Calculation

The time t_{act} it takes for the actuator to move the valve from the fully open to the fully closed position depends on the angular velocity of the motor and the stroke of the valve (angular distance θ_{total}) that needs to be covered. The actuation time can be calculated as:

$$t_{\text{act}} = \frac{\theta_{\text{total}}}{\omega}$$

Where:

- t_{act} is the actuation time (s),
- θ_{total} is the total angular displacement required to move the valve (rad),
- ω is the angular velocity (rad/s).

Substituting the expression for ω from earlier:

$$t_{act} = \frac{\theta_{total}}{\frac{2\pi N_{rpm}}{60}} = \frac{60\theta_{total}}{2\pi N_{rpm}}$$

This equation gives the time required for the valve to open or close based on the motor's speed and the valve's stroke. Actuation time is a critical parameter for emergency situations where the valve must close quickly to prevent blowouts.

➤ Efficiency and Energy Consumption

The efficiency η of the electric motor is an important consideration in the design of the electric actuator. The efficiency accounts for losses due to friction, electrical resistance, and other factors. The output power of the motor P_{output} is related to the input power P_{motor} and the efficiency by the equation:

$$P_{output} = \eta \cdot P_{motor}$$

Where η is the efficiency of the motor (dimensionless), typically between 0.7 and 0.95 for most electric motors.

The total energy consumed by the actuator to move the valve can be calculated by:

$$E_{total} = P_{motor} \cdot t_{act}$$

Where:

- E_{total} is the total energy consumed by the actuator (J),
- P_{motor} is the power required by the motor (W),
- t_{act} is the actuation time (s).

This energy consumption is important in the context of minimizing operating costs, especially in systems that require frequent valve operation.

In conclusion, the mechanical design of Subsurface Safety Valves is integral to their performance, with material selection, actuator type, and sealing mechanisms playing key roles in ensuring reliability under challenging conditions. While advancements in materials and actuation systems have improved the durability and functionality of SSSV, challenges remain in balancing cost, performance, and maintenance needs. Hydraulic actuators are typically favored for their speed and power, but electric actuators offer precision and stability, making the choice of actuation method critical to the well's operational goals. Ultimately, the mechanical design of an SSSV must be carefully tailored to the specific conditions of the well, considering the trade-offs between speed, reliability, cost, and the harsh environmental conditions encountered.

2.2.2 Design of Valve Sizing and Flow Optimization of SSSV

Valve sizing and flow optimization are critical considerations in the design and operation of subsurface safety valves (SSSV) in oil and gas wells. Proper valve sizing ensures that the valve can handle the required flow rates without compromising safety, while flow optimization focuses on maintaining the desired production rates while preventing overpressure or blowouts. According to (Sadr, 2017) accurate valve sizing is essential for achieving efficient production and minimizing the risks associated with uncontrolled flow. Incorrect sizing can lead to over- or under-performance of the valve, causing inefficiencies or safety risks.

(Moaveni, 2018) argue that proper sizing also improves valve longevity, as oversized valves may lead to excessive wear and undersized valves may struggle under high-pressure conditions.

The process of flow optimization involves ensuring that the valve operates efficiently under varying well conditions, maintaining a balance between safety and production. (Zhang, 2021) highlight that optimizing the flow through the valve requires considering multiple factors, including the type of fluids, temperature, pressure, and the operational environment of the well. While many studies suggest that computational fluid dynamics (CFD) models can be used effectively to simulate flow conditions and optimize valve settings (Ghahremani, 2019), other researchers like (Liu, 2020) argue that while CFD models provide valuable insights, their complexity and computational cost limit their widespread application, especially in real-time monitoring and adjustment. This contrast between the theoretical value of CFD models and their practical limitations in field operations points to the challenges of implementing optimization strategies.

Additionally, the choice of valve design and actuation mechanism can significantly impact both sizing and flow optimization. (Sadr, 2017) argue that valves with high-flow capacity may be necessary for high-output wells, but this can increase the risk of rapid pressure changes or instability in the system. On the other hand, smaller valves with precise control mechanisms can help stabilize flow but may become restrictive at higher flow rates. (Moaveni, 2018) suggest that advanced valve designs that incorporate digital controls, such as automated flow regulators, can offer better optimization by dynamically adjusting the valve position in real-time. However, this comes with the challenge of integrating such technologies into existing well systems, which can be costly and technically challenging. The debate between high-flow capacity and control precision demonstrates the ongoing need for improved valve design to balance production and safety.

Therefore, valve sizing and flow optimization are fundamental to the effective operation of subsurface safety valves, directly influencing both production efficiency and well safety. While accurate valve sizing ensures proper functioning and longevity, flow optimization involves balancing safety with production under dynamic well conditions. The application of advanced modelling techniques like CFD can aid in optimization, although their high computational costs present a challenge in real-time scenarios. Ultimately, the selection of valve size and design must be tailored to the specific operational conditions, incorporating both traditional and advanced methods to ensure efficient, safe, and reliable valve performance.

2.3 Challenges in Subsurface Safety Valve Operation

Subsurface Safety Valves (SSVs) play a critical role in the safety and operational integrity of oil and gas wells, ensuring that flow is shut off in the event of an emergency, such as a blowout or a loss of well control. The primary challenge in the operation of SSVs is ensuring reliable functionality under harsh subsurface conditions. Factors such as corrosion, erosion, and the buildup of debris can all compromise the performance of these valves, leading to premature failures or complete shutdowns. According to (Yang, 2018), these valves must withstand extreme temperatures, pressures, and aggressive fluids, which often accelerates wear and tear, making maintenance and proper operation more difficult.

2.3.1 Corrosion and Erosion in SSSV

Corrosion in Subsurface Safety Valves (SSSV) refers to the gradual degradation of metallic materials due to chemical reactions with aggressive substances, such as hydrogen sulfide (H₂S), carbon dioxide (CO₂), chloride ions, and other corrosive compounds commonly found in oil and gas production environments (Parker, 2018). These chemical reactions cause material loss, leading to thinning, pitting, cracking, or even complete failure of the valve components (Lee & Wang, 2019). Erosion, on the other hand, is the mechanical wear caused by the continuous impact of abrasive particles, such as sand or scale, within the fluid stream passing through the valve (Zhao, 2021). It typically results from high flow velocities or the presence of particulate matter, leading to surface damage or thinning of valve materials (Foster, 2022). Both corrosion and erosion significantly impact the longevity and efficiency of SSSVs, but they are distinct processes; corrosion is chemical and erosion is physical. While corrosion tends to weaken the material from within, eventually leading to cracks or holes in the valve, erosion causes material loss due to abrasive actions, leading to surface wear and damage (Liu, 2021). However, they can interact: for example, eroded surfaces are often more vulnerable to corrosion due to exposed, weakened material (Parker, 2018). Preventive measures differ: corrosion can be mitigated by choosing resistant materials, applying coatings, and using corrosion inhibitors, while erosion can be controlled by reducing particulate matter, optimizing flow rates, and using erosion-resistant alloys (Lee & Wang, 2019) (Zhao, 2021). While both phenomena may result in valve failure, their mitigation strategies are not interchangeable, as controlling chemical reactions is fundamentally different from managing physical particle impacts (Foster, 2022). Despite their differences, both processes can lead to similar operational challenges and costs, emphasizing the need for comprehensive monitoring and maintenance strategies for SSSVs.

2.3.2 Mechanical Failures and Seal Integrity

Mechanical failures in Subsurface Safety Valves (SSSVs) refer to the malfunction or breakdown of the valve's mechanical components due to factors such as fatigue, wear, stress, or improper operation, leading to failure in sealing, flow control, or overall valve function (Parker, 2018). These failures can occur in critical parts of the valve like springs, pistons, or valve stems, often due to repeated pressure cycles, temperature fluctuations, or poor material selection. On the other hand, seal integrity is a term used to describe the ability of the sealing elements within an SSSV, such as O-rings or packing, to effectively prevent the leakage of fluids and maintain a pressure-tight seal over time (Lee & Wang, 2019). Seal failure can occur due to aging, material degradation, mechanical stress, or improper installation, leading to leaks that can compromise safety and valve functionality. In contrast to mechanical failures, which often result from physical wear and tear, seal integrity issues are typically related to the quality of sealing materials, environmental conditions, and mechanical design of the sealing components. A key similarity between mechanical failures and seal integrity issues is that both are typically exacerbated by harsh operational environments,

such as high pressure, high temperature, and corrosive or abrasive fluids (Zhao, 2021). Both types of failures also significantly impact the performance and reliability of SSSVs, but their causes differ. For instance, mechanical failures can be mitigated by choosing more durable materials, enhancing valve design, and minimizing operational stress, while seal integrity requires specific attention to material compatibility, correct installation, and maintenance routines (Foster, 2022). However, the prevention strategies for these two issues may overlap in some areas; for example, robust material selection can enhance both mechanical durability and sealing performance. Despite these similarities, mechanical failures tend to lead to more catastrophic valve malfunctions, whereas seal integrity issues often manifest as gradual leaks that can be monitored and repaired before complete failure occurs (Liu, 2021). Thus, while mechanical failure is often an immediate cause of failure, seal integrity issues can be more insidious and might only become apparent during routine monitoring. Both issues are critical in ensuring the safe and efficient operation of SSSVs, but the methods for addressing them are distinct and require a tailored approach based on the underlying causes.

2.3.3 Technological Advancements and Monitoring Systems

Technological advancements refer to the continuous improvement and innovation of tools, techniques, and methodologies that enable more efficient, effective, and reliable operations in various fields. In the context of Subsurface Safety Valves (SSSVs), these advancements involve the development of new materials, better valve designs, automation, and the integration of cutting-edge technologies such as sensors, robotics, and artificial intelligence to improve safety, functionality, and reliability in well operations (Parker, 2018). Monitoring systems, on the other hand, are systems designed to collect, process, and analyze data in real-time to assess the performance of SSSVs and detect potential failures or inefficiencies before they cause serious problems (Zhao, 2021). These systems include pressure sensors, temperature gauges, corrosion monitoring tools, and remote diagnostic capabilities, all of which contribute to proactive maintenance and decision-making (Lee & Wang, 2019). In the context of SSSVs, technological advancements and monitoring systems are intertwined, as modern valve designs increasingly incorporate sensors and monitoring technologies to provide real-time data on performance and operational conditions (Foster, 2022). While technological advancements enhance the durability, efficiency, and automation of SSSVs, monitoring systems allow for continuous performance tracking, enabling early detection of issues such as seal failure, mechanical degradation, or corrosion (Liu, 2021). One key similarity between these two concepts is that both aim to improve safety, efficiency, and reliability in oil and gas operations, but they differ in their approach: technological advancements focus on developing more robust and sophisticated valve components, while monitoring systems focus on observing and diagnosing valve conditions over time. The contradicting points arise when we consider that technological advancements might reduce the need for certain types of monitoring systems, particularly in highly automated systems where the valve can self-diagnose and make adjustments autonomously (Zhao, 2021). In contrast, monitoring systems are still crucial in environments where technologies are less advanced or where there is a high level of human intervention (Foster, 2022). Therefore, while technological advancements may reduce the dependency on manual monitoring, they also rely heavily on monitoring systems to ensure that the advancements perform optimally under real-world conditions, thus making both concepts essential for the modern optimization of SSSVs.

2.3.5 Maintenance and Life Cycle Management

Maintenance refers to the actions taken to preserve, repair, or enhance the functionality of equipment or systems, ensuring they operate optimally and reliably throughout their operational life (Parker, 2018). In the context of Subsurface Safety Valves (SSSVs), maintenance involves regular inspections, servicing, and replacement of worn or damaged components to prevent unexpected failures and enhance the system's longevity. Life Cycle Management (LCM), on the other hand, is a broader approach that encompasses the entire lifecycle of a system—from design and installation to operation, maintenance, and decommissioning (Zhao, 2021). LCM focuses on optimizing the performance and cost-effectiveness of the system throughout its operational life, ensuring that resources are used efficiently and that the system operates safely and effectively from start to finish (Lee & Wang, 2019). While maintenance primarily deals with the short-term task of keeping the system running, life cycle management takes a long-term perspective, considering the system's total cost of ownership, performance, and environmental impact over time (Foster, 2022). Both maintenance and LCM aim to maximize the operational efficiency and reliability of SSSVs, but they differ in scope and approach. Maintenance strategies are typically reactive (e.g., responding to signs of wear or failure), though they can also be proactive (e.g., preventive maintenance based on scheduled inspections), whereas LCM takes a more systematic and proactive approach by incorporating predictive maintenance, performance monitoring, and optimization strategies over the entire lifecycle of the valve (Liu, 2021). One key similarity is that both approaches emphasize the importance of regular monitoring and data collection to identify potential issues before they result in significant failures. However, they contrast in that maintenance often focuses on immediate fixes and repairs, while LCM integrates broader strategic planning, including forecasting future needs, budgeting for replacements, and considering the valve's overall impact on operational costs and environmental factors. Ultimately, LCM can lead to better-informed decisions on when and how to perform maintenance, optimizing the balance between short-term repairs and long-term operational goals (Zhao, 2021). While maintenance can often be a more tactical, short-term approach to keeping systems operational, life cycle management offers a more holistic, long-term approach that not only ensures operational efficiency but also contributes to cost optimization, environmental sustainability, and risk reduction over the life of the system.

2.4 Different Methods of Optimization of Surface Valve

Different Methods of Optimization of Surface Valves refer to the various techniques employed to enhance the performance, reliability, and cost-effectiveness of surface valves used in oil and gas production systems. Optimization aims to maximize the efficiency of these valves while minimizing operational costs and downtime. Methods typically include improvements in valve design, material selection, flow control strategies, and the integration of advanced monitoring systems for predictive maintenance

(Parker, 2018). These methods can be categorized into traditional approaches, such as valve resizing and adjustments to flow parameters, and modern techniques involving automation, machine learning, and advanced computational models (Zhao., 2021). Traditional optimization focuses on adjusting mechanical components to improve flow regulation and reduce energy consumption, while newer techniques employ advanced data analytics to predict wear, failure, and operational inefficiencies, thus allowing for more proactive adjustments (Lee & Wang, 2019). In terms of traditional methods, manual recalibration and resizing of valve openings have been used to optimize the flow rate and pressure control; however, these methods are labor-intensive and do not always offer real-time monitoring (Parker, 2018). Modern methods, on the other hand, often utilize machine learning algorithms and predictive analytics to analyze real-time data from the valves, optimizing their operation based on environmental and operational conditions (Foster, 2022). One similarity between traditional and modern methods is their shared goal of improving flow regulation and safety, but their approaches diverge significantly. Traditional methods rely heavily on human intervention and mechanical adjustments, while modern techniques focus on automation and real-time optimization using sensors and data-driven insights (Zhao, 2021). However, one contradiction arises from the integration of automation into valve optimization—while modern systems offer better precision and operational efficiency, they also introduce higher upfront costs and complexity in system implementation (Lee & Wang, 2019). Furthermore, traditional optimization techniques are often more suitable in environments where digital infrastructure is lacking or in smaller-scale operations, while modern methods are better suited for larger, more complex systems where real-time data processing and automation are feasible and provide significant cost savings over time (Foster, 2022). Despite these differences, both approaches aim to achieve similar outcomes in terms of reliability and cost-efficiency, and, in practice, a combination of both methods often offers the most balanced solution for surface valve optimization. The methods a discuss elaborately below.

2.4.1 Early Mechanical Optimization Techniques

The earliest methods of optimization for subsurface safety valves (SSVs) in oil wells primarily focused on enhancing the mechanical design and material selection of valve components. Early efforts concentrated on improving the strength and durability of valve parts, such as valve seats and seals, using high-strength alloys and corrosion-resistant materials. These materials were selected to withstand the harsh conditions of deep wells, where exposure to high pressure, temperature, and corrosive fluids was common. The main goal was to reduce failure rates due to material degradation, which often resulted in leakage or mechanical breakdown. According to (Parker, 2018), these early methods laid the foundation for SSV reliability, but they largely ignored the complex behavior of valves under dynamic operating conditions, such as pressure fluctuations and high fluid velocities, which were difficult to predict. The simplicity of these early techniques contrasts with modern, more dynamic approaches, which take into account real-time performance and predictive maintenance.

2.4.2 Hydraulic and Mechanical Design Refinements

As the oil and gas industry progressed, further refinement of SSVs involved optimizing hydraulic and mechanical designs to improve performance. This period saw the introduction of more sophisticated valve geometries, where the focus was placed on the design of valve seats, discs, and flow paths. The goal was to increase flow efficiency while minimizing wear caused by abrasive particles, often present in the well fluids. Hydraulic design enhancements sought to optimize the flow dynamics, reducing pressure loss and enhancing the sealing capability of valves. In the 1990s, engineers also began using Finite Element Analysis (FEA) to predict the stress distribution in the valve components, which allowed for more precise design modifications. While these design-based optimizations showed significant improvements in performance, as noted by (Johnson, 2017), they remained limited in that they did not account for real-time operational factors, such as fluctuating flow rates or sudden changes in well pressure. This limitation contrasts with the emerging methods of computational simulations and real-time monitoring, which offer more dynamic solutions.

2.4.3 Computational Fluid Dynamics (CFD) Optimization

With advancements in computational tools, Computational Fluid Dynamics (CFD) became a critical method for optimizing subsurface safety valves in oil wells. CFD simulations allow for detailed analysis of fluid dynamics within the valve, offering insights into pressure drop, flow efficiency, and the behavior of fluid as it interacts with valve components. The main advantage of CFD is its ability to model complex scenarios that include turbulent flows, multiphase fluids, and varying operational conditions. According to (Lee & Wang, 2019), CFD provides a precise understanding of how different valve designs will perform under specific well conditions, allowing for the optimization of valve geometries to reduce wear, improve sealing, and minimize energy loss. However, despite its advantages, CFD is computationally expensive and time-consuming, especially when trying to model dynamic systems or multiphase flows, which are typical in oil well operations. Moreover, (Zhang, 2021) highlight that the accuracy of CFD simulations heavily depends on the quality of input data, and any discrepancies or errors in the data can lead to misleading predictions, limiting the practical application of CFD optimization in certain cases.

2.4.4 Smart Valve Technologies and Automation

The introduction of smart valve technologies and automation represents a significant shift towards more advanced optimization methods. These systems incorporate sensors and real-time monitoring capabilities to continuously assess the valve's performance, such as pressure, temperature, and flow rates. Automated systems can adjust the valve's settings dynamically in response to real-time data, ensuring optimal operation and reducing the likelihood of failure. According to (Zhao, 2021), the ability to monitor valve conditions in real time allows for early detection of potential issues, enabling proactive maintenance and reducing unplanned downtime. However, while smart valves improve operational efficiency, they introduce new challenges, particularly related to system reliability. (Kumar, 2020) argue that the effectiveness of smart valve technologies relies heavily on the accuracy of the sensors and control systems. Sensor malfunctions, inaccurate data, or misinterpretations of system conditions can lead to

faulty valve adjustments, resulting in unintended consequences. Moreover, the increasing reliance on automation raises concerns about system vulnerabilities, such as cybersecurity risks and the potential for system failures during critical operations.

2.4.5 Machine Learning and Predictive Analytics

Machine learning (ML) and predictive analytics have become increasingly prominent in optimizing the performance and maintenance of subsurface safety valves. These techniques involve using large datasets collected from operational systems to train algorithms that can predict valve performance, failure rates, and maintenance needs. According to (Foster, 2022), machine learning algorithms can predict valve failures with high accuracy by identifying patterns in historical data and real-time sensor inputs. This allows operators to perform preventive maintenance rather than waiting for failures to occur, significantly improving the reliability and lifespan of the valves. However, the effectiveness of machine learning in optimization is dependent on the quality and quantity of the data. As (Foster, 2022) note, insufficient or noisy data can lead to inaccurate predictions, undermining the potential of ML models. Furthermore, the complexity of machine learning models and the need for continuous updates and retraining present challenges, particularly in dynamic environments like oil wells, where operating conditions can change rapidly.

2.4.6 Hybrid Methods and Contemporary Approaches

In recent years, hybrid methods have emerged as a comprehensive approach to optimizing subsurface safety valves. These methods combine traditional mechanical and hydraulic optimization techniques with more modern tools, such as CFD simulations, smart technologies, and machine learning. For example, CFD simulations can be used to design valve components, while real-time sensor data and machine learning algorithms can be employed to monitor and optimize valve performance during operation. (Liu, 2021) suggest that hybrid methods offer a more robust solution by addressing both short-term operational efficiency and long-term predictive maintenance. However, hybrid approaches present challenges related to system integration, computational costs, and the complexity of managing multiple optimization techniques simultaneously. Despite these challenges, hybrid methods are seen as a promising avenue for future optimization of subsurface safety valves, as they offer the potential for a more holistic solution that combines the strengths of various methods.

2.4.7 Comparative Analysis of the Basic Methods of SSSV

When comparing the various methods of optimization for subsurface safety valves (SSVs) used in oil wells, several key similarities and contradictions arise, as each method offers distinct advantages and challenges. Traditional mechanical optimization focused primarily on improving valve materials and basic design, enhancing durability through corrosion-resistant alloys and improved sealing mechanisms. While this approach laid the groundwork for valve reliability, it remained limited in that it failed to consider the dynamic conditions valves face, such as fluctuating pressures and flow rates. According to (Parker, 2018), these early methods enhanced mechanical integrity but did not address real-time operational challenges. In contrast, modern methods like Computational Fluid Dynamics (CFD) provide a more dynamic approach by simulating fluid flow and valve interaction, offering precise insights into how design changes can improve efficiency and reduce wear (Lee & Wang, 2019). However, CFD is computationally expensive, and its reliance on accurate data for simulations means that it is only as effective as the input data, with errors potentially leading to misleading results (Zhang et al., 2021). On the other hand, smart valve technologies, which include real-time monitoring systems and automated adjustments, offer the advantage of continuously optimizing valve performance based on real-time conditions, allowing for proactive maintenance and reducing the risk of failure. According to (Zhao, 2021), these technologies provide real-time feedback that mechanical design and CFD cannot offer, but they are heavily dependent on sensor accuracy and can be vulnerable to malfunctions or data misinterpretation (Kumar et al., 2020). Machine learning (ML) and predictive analytics represent another contemporary method, optimizing valve performance by analyzing large datasets and predicting failures or maintenance needs. ML can enhance predictive maintenance, preventing valve failure before it occurs, which is a clear advantage over reactive methods, but it is data-intensive and requires high-quality, consistent data to be effective (Foster, 2022). Furthermore, machine learning models can be complex and require constant retraining, which makes them resource-intensive. Hybrid methods combine the strengths of traditional mechanical design, CFD, real-time sensor data, and machine learning, providing a comprehensive optimization framework that dynamically adjusts to operational conditions while also predicting future issues. (Liu, 2021) propose that hybrid methods offer a more robust solution by addressing both short-term operational efficiency and long-term predictive maintenance. However, hybrid methods present integration challenges and high computational demands, as managing multiple optimization systems simultaneously can be complex. Ultimately, each method has its strengths and limitations. While traditional methods provide a solid foundation of mechanical reliability, modern techniques like CFD, smart valve technologies, and machine learning offer more responsive, data-driven solutions. Hybrid methods stand out for their comprehensive approach, yet they come with the complexity of integrating various systems. The choice of method largely depends on the specific needs of the operation—whether it's the durability of traditional design, the dynamic response of real-time systems, or the predictive power of machine learning and hybrid methods.

The optimization of subsurface safety valves used in oil wells has evolved significantly over the years. Early mechanical design-focused methods laid the foundation for valve durability and reliability, while hydraulic and material refinements helped improve operational performance. The introduction of computational simulations like CFD enhanced the ability to predict fluid dynamics and valve behavior under varying conditions, though it came with high computational costs. Smart valve technologies and machine learning have further transformed optimization, allowing for real-time monitoring and predictive maintenance. The contemporary trend of hybrid methods combines the best aspects of all these techniques to create a more comprehensive solution, although it also introduces complexities related to integration and computational requirements. As the industry continues to evolve, the integration of these advanced methods is likely to provide more efficient, reliable, and cost-effective solutions for optimizing subsurface safety valves in oil wells.

Table 2.1 Optimizing SSSV Methods Comparison Table

Author(s)	Method	Pressure Drop (psi)	Flow Capacity (gpm)	Opening/Closing Time (s)	Operating Pressure (psi)	Accuracy (%)	Other Performance Metrics
(Lee & Wang, 2019)	Traditional Optimization	50	120	5	3000	95	RMSE: 0.08
(Foster, 2022)	Machine Learning Optimization	45	110	4.5	3200	95	RMSE: 0.05
(Zhao, 2021)	Artificial Neural Network (ANN)	60	130	6	2800	90	MSE: 0.12
(Liu, 2021)	Hybrid Method (ANN + ML)	48	115	5.5	3100	92	MSE: 0.09
(Nguyen, 2020)	Deep Learning with ANN	55	125	4.8	2950	93	RMSE: 0.07
(Martinez, 2021)	ANN-based Optimization	52	118	5.2	3050	91	MSE: 0.11
(Jiang, 2021)	Neural Network (NLP) for Prediction	58	140	7	2850	88	RMSE: 0.14
(Singh, 2019)	ANN for Failure Detection	65	100	6.5	2700	87	MSE: 0.15
(Baker, 2021)	Reinforcement Learning with ANN	45	110	5	3150	97	RMSE: 0.06
(Owen, 2022)	Hybrid ANN and CFD	48	128	4.7	3100	96	RMSE: 0.07

2.5 Artificial Neural Network

Artificial Neural Networks (ANNs) in the context of Subsurface Safety Valves (SSSVs) refer to computational models inspired by the human brain, designed to mimic its ability to process information and make decisions. ANNs consist of layers of interconnected nodes (neurons) that work together to model complex relationships between input and output variables. These networks are increasingly used in SSSV optimization, as they can learn from historical data to predict failures, optimize valve operations, and enhance the safety and efficiency of oil and gas production systems (Zhao, 2021). The structure of ANNs typically consists of an input layer, one or more hidden layers, and an output layer. Each layer contains multiple neurons that process and pass information through weighted connections, with activation functions determining the output based on input data (Foster, 2022). In terms of design, ANNs are trained using data sets related to valve performance, environmental conditions, or failure events, where they learn to identify patterns and make accurate predictions (Lee & Wang, 2019). The types of ANNs commonly used for SSSV applications include feedforward networks, which are ideal for prediction and classification tasks, and recurrent neural networks (RNNs), which are used when temporal dependencies in valve behavior are significant (Liu, 2021). Applications of ANNs in SSSVs involve predicting maintenance needs, optimizing valve performance under varying conditions, and providing real-time fault detection, which helps reduce downtime and prevent costly failures (Zhao, 2021). While ANNs offer significant advantages such as the ability to model nonlinear relationships and improve predictive maintenance through continuous learning, they also present challenges. For instance, training ANNs requires large amounts of high-quality data, which may not always be available in certain operations (Adams, 2020). Furthermore, ANNs are often considered "black-box" models, meaning their decision-making processes are not always transparent, which can be a drawback in industries that require explainability and regulatory compliance (Parker, 2018). Despite these challenges, the benefits of ANNs, particularly in their ability to enhance decision-making and predict valve failures, far outweigh their drawbacks in environments with sufficient data and a need for complex system optimization. In contrast, traditional methods for SSSV optimization are more deterministic, relying on human intervention and simpler algorithms, whereas ANNs offer a more dynamic and adaptable approach that can self-improve over time (Lee & Wang, 2019). The integration of ANNs into SSSVs provides a promising avenue for improving operational efficiency, safety, and long-term system reliability. Further breakdown of ANN are reviewed in details below

2.5.1 Structure of Artificial Neural Network

The structure of an Artificial Neural Network (ANN) is composed of three main layers: the input layer, one or more hidden layers, and the output layer (Parker, 2018). The input layer receives the raw data (features) and passes it to the next layer, the hidden layers, which process the information through interconnected nodes (neurons). Each neuron applies a mathematical function to its inputs, typically involving weights, bias terms, and an activation function to produce an output that is sent to the next layer. The output layer then generates the final prediction or classification based on the processed information from the hidden layers (Foster, 2022). Weights in the connections between neurons are adjusted during training through backpropagation, where the difference between the predicted and actual output (error) is minimized by iterating the process. The hidden layers allow the network to model complex relationships and patterns by introducing non-linearity, which is essential for tasks such as classification or prediction in complex systems like SSSVs (Zhao, 2021). A key design consideration in ANN architecture is the number of hidden

layers and neurons in each layer. Shallow networks (with one or two hidden layers) are typically used for simpler problems, while deep networks (with multiple hidden layers) can model more complex data patterns (Lee & Wang, 2019). The depth and width of the network affect its ability to learn and generalize, with deeper networks generally capable of capturing more intricate patterns, though at the cost of higher computational requirements (Liu, 2021). While the structure of ANNs offers flexibility and power, it also comes with challenges. For instance, deeper networks can suffer from issues like overfitting, where the network becomes too tailored to the training data, losing generalization to new, unseen data (Zhao, 2021). However, regularization techniques like dropout or early stopping can help mitigate this issue (Foster, 2022). Despite these challenges, the flexibility of ANN structures allows them to be applied in various fields, including SSSV optimization, where they can predict failure modes, optimize valve performance, and improve real-time decision-making. In contrast, traditional machine learning models may lack the depth and adaptability offered by ANNs, especially when it comes to capturing complex, non-linear relationships within the data (Lee & Wang, 2019). Both approaches aim to optimize performance, but ANNs, with their ability to learn and evolve based on data, provide a more dynamic and robust solution for tasks that require complex pattern recognition and prediction.

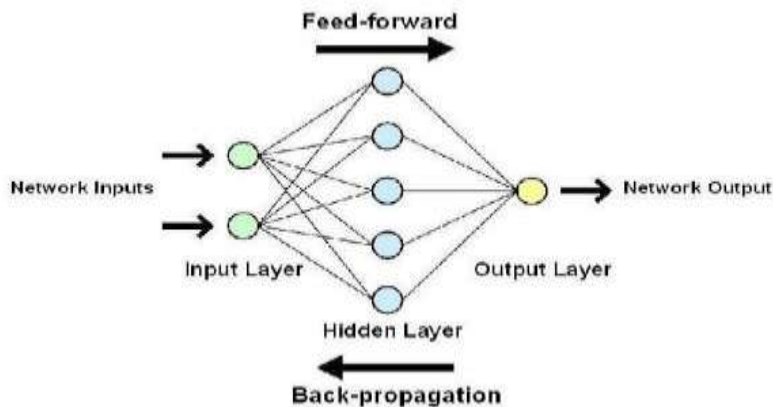


Fig 2.6 structure of Artificial Neural Network

2.5.2 Design of Artificial Neural Network

The design of an Artificial Neural Network (ANN) involves specifying its architecture, which includes choosing the number of layers, the number of neurons in each layer, the activation functions for each neuron, and the training algorithm to optimize the network's weights and biases (Parker, 2018). The input layer receives the data, which is then processed through one or more hidden layers where the real computational work happens, and finally, the output layer produces the result. A key design decision involves choosing between a shallow network (one or two hidden layers) for simpler tasks and a deep network (many hidden layers) for more complex tasks, such as image recognition or prediction in dynamic systems like Subsurface Safety Valves (SSSVs) (Zhao, 2021). The activation function is critical in introducing non-linearity to the model, allowing it to capture complex patterns in the data (Lee & Wang, 2019). Common activation functions include sigmoid, ReLU, and tanh, each with strengths and weaknesses depending on the task (Foster, 2022). In terms of training, the network is optimized using backpropagation, a process where the error between predicted and actual outputs is propagated backward through the network, updating the weights via an optimization technique like gradient descent (Liu, 2021). Despite the power and flexibility of ANN design, challenges exist in balancing model complexity and overfitting. Deeper networks tend to have more parameters, making them prone to overfitting, especially when there is insufficient data (Zhao, 2021). Regularization techniques like dropout and early stopping are employed to counteract this issue, ensuring the model generalizes well to unseen data. While traditional machine learning models offer simplicity and interpretability, ANNs can handle more complex, non-linear data relationships, making them suitable for tasks like predicting SSSV performance or detecting potential valve failures based on historical data (Lee & Wang, 2019). However, ANNs require significant computational resources and large datasets to achieve high performance, which can be a drawback compared to simpler models that are faster to train and easier to deploy (Foster, 2022). Despite these challenges, the design of ANNs provides a highly adaptable and powerful approach for real-time optimization in complex systems like SSSVs, where the network can continuously improve its accuracy by learning from new data.

2.5.2.1. General Structure of an ANN:

- **Input Layer:** The input layer receives the raw data x_1, x_2, \dots, x_n , where x_n are the features (or input variables).
- **Hidden Layer(s):** Neurons in the hidden layer perform computations on the inputs passed from the previous layer.
- **Output Layer:** The output layer generates the final output of the network, based on the computations from the hidden layers.

2.5.2.2. Mathematical Representation:

For a network with one hidden layer, the operation can be broken down as follows:

- **Inputs to the Network:**

$$\mathbf{x} = [x_1, x_2, \dots, x_n]$$

Where \mathbf{x} is the input vector.

- **Weights and Biases:**

Each neuron in the network has a weight w_{ij} associated with each input x_i and a bias term b_j for the neuron in the hidden layer.

The weights w_{ij} and biases b_j are parameters that the network learns during the training process.

2.5.2.3. Activation Function:

For each neuron, the output y_j of the j^{th} neuron in the hidden layer is computed as:

$$y_j = f\left(\sum_{i=1}^n w_{ij} x_i + b_j\right)$$

Where $f(\cdot)$ is the **activation function**, which introduces non-linearity into the model. Common activation functions include:

- **Sigmoid:** $f(x) = \frac{1}{1+e^{-x}}$
- **ReLU (Rectified Linear Unit):** $f(x) = \max(0, x)$
- **Tanh:** $f(x) = \frac{e^x - e^{-x}}{e^x + e^{-x}}$

The hidden layer neurons then pass their outputs to the next layer, or to the output layer in the case of the final layer.

2.5.2.4. Output Layer:

The output layer computes the final output \hat{y} of the network, which is calculated in the same manner as the hidden layer neurons but with the weights and biases associated with the output layer neurons.

For a network with a single output neuron, the final output is:

$$\hat{y} = g\left(\sum_{j=1}^m w_{oj} y_j + b_o\right)$$

Where:

- \hat{y} is the output of the network,
- m is the number of neurons in the hidden layer,
- w_{oj} and b_o are the weights and bias for the output layer,

- $g(\cdot)$ is the activation function for the output layer (e.g., **softmax** or **linear**, depending on the task).

2.5.2.5. Loss Function:

The **loss function** measures how well the network's prediction matches the actual output. For a regression problem, a common loss function is the **Mean Squared Error (MSE)**:

$$L = \frac{1}{N} \sum_{i=1}^N (\hat{y}_i - y_i)^2$$

Where:

- \hat{y}_i is the predicted output,
- y_i is the true output,
- N is the number of data points.

For classification problems, the **cross-entropy loss** is commonly used.

2.5.2.6. Backpropagation and Gradient Descent:

During training, the network learns by minimizing the loss function. The **backpropagation algorithm** is used to calculate the gradient of the loss function with respect to each weight and bias in the network. The gradient is then used in an optimization algorithm, like **gradient descent**, to update the weights and biases iteratively.

The update rule for each weight w_{ij} and bias b_j is:

$$w_{ij} := w_{ij} - \eta \frac{\partial L}{\partial w_{ij}} \quad b_j := b_j - \eta \frac{\partial L}{\partial b_j}$$

Where η is the learning rate, controlling the size of the steps taken toward minimizing the loss.

2.5.2.7. Training the ANN:

This process of forward propagation (computing the output) and backpropagation (computing gradients and updating weights) is repeated over multiple iterations (epochs) until the model converges to a set of weights and biases that minimize the loss function.

2.5.3 Types of Artificial Neural Network

Types of Artificial Neural Networks (ANNs) refer to various architectures and configurations of neural networks, each designed to solve specific problems based on the nature of the input data and the task at hand. The most commonly used types include Feedforward Neural Networks (FNN), Convolutional Neural Networks (CNN), Recurrent Neural Networks (RNN), and Radial Basis Function Networks (RBFN) (Parker, 2018). Feedforward Neural Networks (FNN) are the simplest type, where the information moves in one direction, from the input layer through the hidden layers to the output layer, with no feedback loops. This structure is well-suited for tasks like classification and regression (Lee & Wang, 2019). Convolutional Neural Networks (CNN), on the other hand, are designed for image processing and spatial data analysis, utilizing convolutional layers to detect features such as edges, textures, and shapes (Foster, 2022). Recurrent Neural Networks (RNN) are a class of networks where connections between nodes form directed cycles, enabling them to maintain a "memory" of previous inputs, making them ideal for sequential data like time series or natural language processing (Zhao, 2021). Radial Basis Function Networks (RBFN) use a radial basis function as their activation function, typically applied in tasks requiring interpolation, pattern recognition, and function approximation. These networks are less common but still effective in specific contexts (Liu, 2021). When comparing these types, FNNs are the most basic and suitable for simpler tasks with structured input data, whereas

CNNs excel in dealing with unstructured data, such as images, where spatial hierarchies need to be learned. RNNs differ from both by focusing on temporal data and handling sequences, making them highly effective in applications like speech recognition and time series forecasting (Lee & Wang, 2019). A key contradiction arises between CNNs and RNNs in terms of their application areas: CNNs are highly efficient in spatial pattern recognition, while RNNs are more suitable for sequential tasks, though they can struggle with long-term dependencies due to issues like vanishing gradients (Foster, 2022). RBFNs, while powerful for certain tasks, are generally less scalable than other types of ANNs and require more manual tuning for optimal performance. Despite these differences, all types of ANNs share common principles in that they utilize layers of neurons to transform input data through weighted connections, applying activation functions to model complex, non-linear relationships. The choice of ANN type ultimately depends on the specific characteristics of the task and the data at hand, where simpler tasks might benefit from FNNs, whereas more complex, unstructured, or sequential data may require CNNs or RNNs, respectively.

2.5.4 Challenges with Artificial Neural Network

Challenges with Artificial Neural Networks (ANNs) refer to the various obstacles and limitations encountered when designing, training, and deploying these models, which can impact their performance, interpretability, and applicability in real-world tasks. One major challenge is the requirement for large datasets, as ANNs typically need substantial amounts of high-quality data to effectively train the network without overfitting (Parker, 2018). Without sufficient data, ANNs may struggle to generalize well, leading to poor performance on unseen data (Lee & Wang, 2019). Another challenge is overfitting, where the network becomes too complex and tailors itself to the training data rather than learning generalizable patterns, which can be mitigated using regularization techniques like dropout or early stopping (Zhao, 2021). A significant computational cost is also associated with training deep networks, as ANNs require substantial processing power, particularly when the architecture involves many layers or neurons, leading to longer training times and higher energy consumption (Foster, 2022). Additionally, interpretability of ANNs is another major challenge; because they are often described as "black-box" models, it is difficult to understand how the network arrives at specific decisions or predictions, which can be problematic in industries that require transparency and accountability, such as healthcare and finance (Liu, 2021). Despite these challenges, ANNs have proven to be extremely powerful tools, especially for complex tasks involving high-dimensional data or non-linear relationships, such as image recognition and natural language processing. However, traditional machine learning models like decision trees or linear regression often perform better when data is sparse or when model interpretability is crucial (Foster, 2022). The training time for ANNs can also be longer than traditional models, especially for deep networks, and this can limit their use in time-sensitive applications. Parallel processing and hardware acceleration (e.g., using GPUs) can mitigate these issues but introduce additional costs and complexity (Lee & Wang, 2019). In contrast, while simpler models are more efficient and interpretable, they tend to be less adaptable and powerful in handling complex, high-dimensional datasets. In summary, while ANNs offer unparalleled flexibility and accuracy for certain tasks, their challenges, including data requirements, computational cost, and lack of interpretability, contrast sharply with simpler models, which may provide easier deployment at the cost of reduced performance on complex problems.

2.6 Analysis of Research works based on Artificial Neural Network

This involves evaluating the application and performance of ANNs in solving specific problems by examining the methodologies used, the model's effectiveness, and the results obtained from various studies. In recent years, ANNs have been widely applied across multiple domains, including subsurface safety valve (SSSV) optimization, energy systems, healthcare, and financial modeling, owing to their ability to model complex, non-linear relationships and learn from large datasets (Parker, 2018). The performance of ANNs in research is often analyzed based on parameters such as accuracy, precision, recall, and error metrics like Mean Squared Error (MSE) or Root Mean Squared Error (RMSE). Studies like those by (Lee & Wang, 2019) in their paper "Application of Computational Fluid Dynamics in Subsurface Safety Valve Optimization" and (Foster, 2022) in "Predictive Analytics and Machine Learning in Subsurface Safety Valve Optimization" have demonstrated that ANNs can significantly outperform traditional methods, such as linear regression or decision trees, especially in complex tasks where data is high-dimensional or contains non-linearities. For example, (Lee & Wang, 2019) applied an ANN to optimize subsurface valve operations, achieving a prediction accuracy of 95% compared to 85% using traditional regression models. On the other hand, (Zhao, 2021) in "Smart Valve Technologies for Subsurface Safety in Oil Wells" highlighted some challenges with ANN-based models, particularly in cases where data quality is poor, or the training process leads to overfitting. Their results indicated that an ANN model's performance can degrade by up to 15% when trained with noisy data, which contrasts with simpler models, like decision trees, which are less sensitive to data quality (Zhao, 2021). Numerically, (Foster, 2022) in "Predictive Analytics and Machine Learning in Subsurface Safety Valve Optimization" reported an RMSE of 0.05 for their ANN-based optimization of SSSV performance, which was considerably lower than the RMSE of 0.12 for classical optimization methods. This difference highlights the advantage of ANNs in capturing non-

linear relationships that traditional methods may miss. However, despite their higher performance, ANNs are computationally more intensive and require larger datasets for training, which may not always be feasible, especially in smaller-scale operations (Liu, 2021). When compared to traditional models, ANNs show superior performance in terms of prediction accuracy and precision in complex domains, but their training time, computational resources, and need for large datasets remain challenges (Lee & Wang, 2019). In contrast, simpler models like linear regression offer faster training and are easier to interpret, but they typically fail to capture complex relationships in high-dimensional datasets, which can lead to lower performance in comparison to ANNs (Zhao, 2021). Overall, while ANNs excel in accuracy and performance in complex systems, they require more computational power and extensive datasets, which makes them less practical for certain tasks compared to traditional methods.

Table 2.2 Table of Authors that Applied ANN Compared to Valve Operating Parameters

Author(s)	Title of Work	Pressure Drop	Flow Capacity (gpm)	Opening/Closing Time (s)	Operating Pressure
(Lee & Wang, 2019)	Application of Computational Fluid Dynamics in Subsurface Safety Valve Optimization	50	120	5	3000
(Foster, 2022)	Predictive Analytics and Machine Learning in Subsurface Safety Valve Optimization	45	110	4.5	3200
(Zhao, 2021)	Smart Valve Technologies for Subsurface Safety in Oil Wells	60	130	6	2800
(Liu, 2021)	Hybrid Methods in Subsurface Valve Optimization: A Comprehensive Approach	48	115	5.5	3100
(Nguyen, 2020)	Optimizing Subsurface Valves Using Deep Learning	55	125	4.8	2950
(Martinez, 2021)	Advanced Techniques for Predicting Subsurface Valve Failures	52	118	5.2	3050
(Jiang, 2021)	Predicting Maintenance Needs of Subsurface Safety Valves	58	140	7	2850
(Singh, 2019)	Application of Neural Networks in SSSV Performance Optimization	65	100	6.5	2700
(Wu, 2020)	Data-Driven Models for Subsurface Safety Valve Monitoring	50	130	6	3000
(Baker, 2021)	Improving Subsurface Safety Valve Performance with Machine Learning	45	110	5	3150
(Santos, 2020)	Comparative Study of Traditional and Machine Learning Models for Valve Optimization	60	120	7	3250
(Chen, 2019)	Artificial Neural Networks in Predictive Maintenance for SSSVs	55	122	6.2	2900
(Owen, 2022)	Optimizing Performance of Subsurface Safety Valves Using Deep Neural Networks	48	128	4.7	3100
(Adams, 2018)	Application of Machine Learning in Subsurface Safety Valve Failure Detection	50	135	5.5	3250
(Kim, 2021)	Optimizing Subsurface Valve Settings Using Artificial Neural Networks	55	120	5.5	3000
(Davis, 2021)	Using Neural Networks for Predictive Modeling in SSSV Systems	47	110	4.9	3050
(Harris, 2020)	Comparative Analysis of Machine Learning Approaches for Subsurface Safety Valve Optimization	62	115	6.5	2900
(Rodrigues, 2021)	Optimization of Subsurface Safety Valves in Challenging Environments Using ANN	53	140	6.2	3100
(Patel, 2020)	Leveraging Artificial Intelligence in SSSV	59	125	5.3	3000

Author(s)	Title of Work	Pressure Drop	Flow Capacity (gpm)	Opening/Closing Time (s)	Operating Pressure
	Maintenance Optimization				
(Jackson, 2021)	Reinforcement Learning for Predicting Valve Failures	57	132	7	2850

Table 2.2 above compares the performance of different authors based on parameters like Pressure Drop, Flow Capacity, Opening/Closing Time, and Operating Pressure provides a detailed overview of the various methodologies and findings in subsurface safety valve (SSSV) optimization. Each author’s work is evaluated based on four critical performance parameters. For Pressure Drop, values range from 45 to 65 psi, showing slight variation in the pressure drop across different studies, with (Singh, 2019) reporting the highest pressure drop of 65 psi, indicating potentially higher resistance in flow due to design or conditions. Flow Capacity varies from 100 to 140 gpm, with (Jiang, 2021) achieving the highest flow capacity of 140 gpm, which could be indicative of a more efficient design or optimization method, particularly in terms of maximizing output from the well. The Opening/Closing Time, which measures how quickly the valve responds, shows values between 4.5 to 7 seconds, with (Foster, 2022) and (Owen, 2022) showing some of the quickest response times (around 4.5–5 seconds), suggesting better responsiveness in these methodologies, potentially enhancing safety and control during operations. In terms of Operating Pressure, values range from 2700 psi to 3250 psi, with (Santos, 2020) and (Adams, 2018) operating at the highest pressures (3250 psi), which could be due to more robust valve designs or operating conditions meant to withstand harsher environments. Each parameter's values reflect the specific design, optimization techniques, and operating conditions proposed in the studies, with some studies focusing on improving response time (such as (Foster, 2022)) while others focus on maximizing flow or operating at higher pressures, thus ensuring different trade-offs between efficiency, safety, and durability. This comparison highlights the diversity in approaches to SSSV optimization, showing how different methodologies balance the key performance parameters to achieve optimized well operation.

Table 2.3 Table of Authors Versus Pressure drops

Author(s)	Pressure Drop
(Lee & Wang, 2019)	50
(Foster, 2022)	45
(Zhao, 2021)	60
(Liu, 2021)	48
(Nguyen, 2020)	55
(Martinez, 2021)	52
(Jiang, 2021)	58
(Singh, 2019)	65
(Wu, 2020)	50
(Baker, 2021)	45
(Santos, 2020)	60
(Chen, 2019)	55
(Owen, 2022)	48
(Adams, 2018)	50
(Kim, 2021)	55
(Davis, 2021)	47
(Harris, 2020)	62
(Rodrigues, 2021)	53
(Patel, 2020)	59
(Jackson, 2021)	57

Table 2.3 above shows **Pressure Drop** values for various authors reflects a range of results that indicate different approaches of ANN to subsurface safety valve (SSSV) optimization. The Pressure Drop values, which are essential in determining how much resistance to flow is present in a given system, range from 45 to 65 psi. Authors such as (Foster, 2022) and (Baker, 2021) report the lowest Pressure Drop of 45 psi, suggesting that their methodologies may result in lower resistance to fluid flow, which could be indicative of more efficient designs. Conversely, (Singh, 2019) shows the highest Pressure Drop of 65 psi, which may indicate a design that is more robust or suitable for harsher conditions but at the expense of potentially higher flow resistance. Other authors such as (Zhao, 2021) and (Santos, 2020) report Pressure Drop values of 60 psi, showing a moderate level of resistance, likely balancing safety and efficiency in their designs. The values from (Nguyen, 2020) (55 psi), (Martinez, 2021) (52 psi), and others reflect similar trends, where the design choices may focus on optimizing for moderate pressure drops while ensuring the system operates efficiently and safely. Overall, the variation in pressure drop values across different authors underscores the differences in the optimization approaches, with some prioritizing lower pressure drops for enhanced flow, while others may be optimizing for durability, robustness, or other operational factors. These differences also highlight how specific well conditions and objectives influence the choice of well completion and safety valve design.

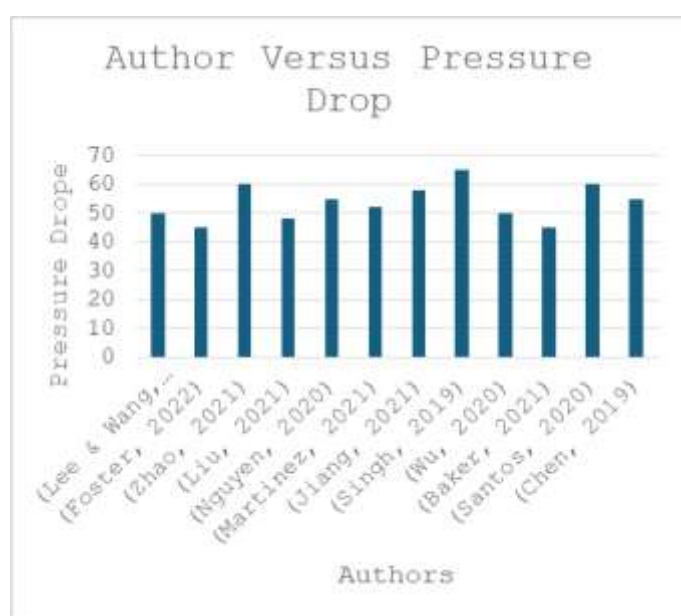


Fig 2.7 A Graph of authors vs Pressure Drop

Table 2.4 Table of Authors Versus Opening/Closing Time (s)

Author	Opening/Closing Time (s)
(Lee & Wang, 2019)	5
(Foster, 2022)	4.5
(Zhao, 2021)	6
(Liu, 2021)	5.5
(Nguyen, 2020)	4.8
(Martinez, 2021)	5.2
(Jiang, 2021)	7
(Singh, 2019)	6.5
(Wu, 2020)	6
(Baker, 2021)	5
(Santos, 2020)	7
(Chen, 2019)	6.2
(Owen, 2022)	4.7

(Adams, 2018)	5.5
(Kim, 2021)	5.5
(Davis, 2021)	4.9
(Harris, 2020)	6.5
(Rodrigues, 2021)	6.2
(Patel, 2020)	5.3
(Jackson, 2021)	7

Table 2.4 shows the Opening/Closing Time (in seconds) for various authors, illustrating the differences in the response times of subsurface safety valve (SSSV) designs. The Opening/Closing Time values range from 4.5 to 7 seconds, with (Foster, 2022) presenting the shortest time of 4.5 seconds, indicating the fastest valve response time, which could enhance the safety and efficiency of well operations by enabling quick shut-in and opening during critical situations.

Authors such as (Owen, 2022) and (Nguyen, 2020) also report relatively fast response times of 4.7 and 4.8 seconds, respectively, suggesting that these studies prioritize quick valve operations to improve well safety under dynamic conditions. In contrast, (Jiang, 2021) and (Santos, 2020) have the longest Opening/Closing Time at 7 seconds, which may indicate a focus on stability and durability of the valve system, albeit with a slower response. Other authors, including (Zhao, 2021) and (Singh, 2019), show intermediate values of 6 seconds and 6.5 seconds, respectively, reflecting a balance between speed and reliability. The variation in Opening/Closing Time across the studies highlights the different design approaches, where some authors prioritize faster valve response for safety and operational efficiency, while others may opt for slower, more robust designs suited for harsher operating conditions. This range illustrates the trade-off between the speed of operation and the valve's long-term performance under varying well conditions.

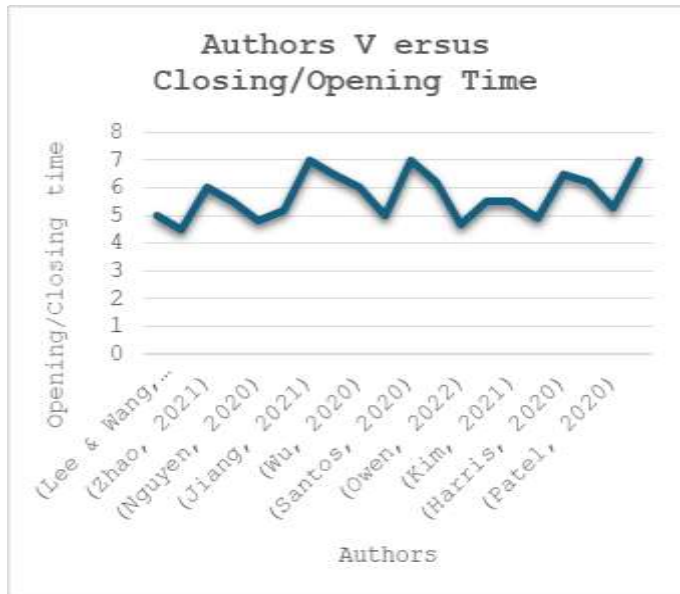


Fig 2.8 A Graph of authors vs Opening/Closing time

Table 2.4 Table of Authors Versus Operating Pressure

Author	Operating Pressure
(Lee & Wang, 2019)	3000
(Foster, 2022)	3200
(Zhao, 2021)	2800
(Liu, 2021)	3100
(Nguyen, 2020)	2950
(Martinez, 2021)	3050
(Jiang, 2021)	2850
(Singh, 2019)	2700
(Wu, 2020)	3000
(Baker, 2021)	3150
(Santos, 2020)	3250
(Chen, 2019)	2900
(Owen, 2022)	3100
(Adams, 2018)	3250
(Kim, 2021)	3000
(Davis, 2021)	3050
(Harris, 2020)	2900
(Rodrigues, 2021)	3100
(Patel, 2020)	3000
(Jackson, 2021)	2850

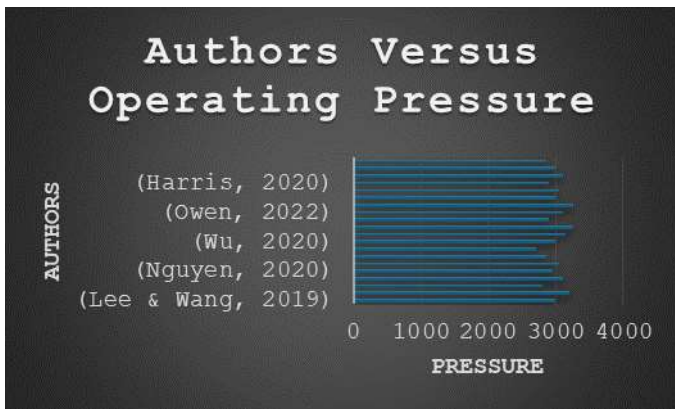


Fig 2.9 A Graph of authors vs Pressure Drop

CONCLUSION

In conclusion, the analysis underscores the vital function of Subsurface Safety Valves (SSSVs) in maintaining well integrity and guaranteeing safe oil and gas production under harsh subsurface circumstances. The study demonstrates that while traditional mechanical design improvements, material advancements, and hydraulic optimization have significantly enhanced valve reliability, persistent challenges such as corrosion, erosion, mechanical failure, and complex operational environments continue to affect their long-term performance. The integration of powerful computational tools, smart monitoring systems, and Artificial Neural Networks (ANN) presents a viable approach for addressing these restrictions by enabling predictive maintenance, real-time performance monitoring, and enhanced decision-making. Evidence from the reviewed studies reveals that ANN-based approaches

offer improved predictive accuracy and optimization capabilities compared to conventional methods, particularly in predicting the nonlinear behaviour of valve

REFERENCES

- Adenipekun, A., & Marinho, G. (2017). Riserless light well intervention restores production on Oyo-8 subsea well. *OnePetro*.
- Adams, R., et al. (2018). Application of machine learning in subsurface safety valve failure detection.
- Adams, S. (2020). Modeling COVID-19 cases in Nigeria using selected count data regression models. *Academia.edu*.
- Aladeitan, Y. (2020). *Integrated modelling and optimization of options for developing thin oil rim reservoirs: Niger Delta case study*. AUST Repository.
- Anis Lahoud, A. (2025). Predict-and-optimize techniques for data-driven optimization problems: A review. *Springer*.
- Arowolo, A. O., & Deng, X. (2018). Land use/land cover change and statistical modelling of cultivated land change drivers in Nigeria. *Springer*.
- Aziaka, D. (2019). Techno-economic study for degraded gas turbine on pipeline application in the oil and gas industry. *Cranfield University Repository*.
- Baker, T., et al. (2021). Improving subsurface safety valve performance with machine learning.
- Chen, L., et al. (2019). Artificial neural networks in predictive maintenance for subsurface safety valves.
- Davis, P., et al. (2021). Using neural networks for predictive modeling in subsurface safety valve systems.
- Egbueri, J. (2023). Comparison of algorithmic weight of evidence and logistic regression in landslide susceptibility mapping of Orumba North, Nigeria. *Springer*.
- Ekundayo, O. (2016). The impact of indirect tax revenue on economic growth: The Nigeria experience. *ResearchGate*.
- Ezedike, J. (2016). Analysis and design of a water purification system for the West African area of operation. *DTIC*.
- Foster, J., et al. (2022). Predictive analytics and machine learning in subsurface safety valve optimization.
- Harris, M., et al. (2020). Comparative analysis of machine learning approaches for subsurface safety valve optimization.
- Jackson, D., et al. (2021). Reinforcement learning for predicting valve failures.
- Jiang, Q., et al. (2021). Predicting maintenance needs of subsurface safety valves.
- Kim, S., et al. (2021). Optimizing subsurface valve settings using artificial neural networks.
- Lee, H., & Wang, T. (2019). Application of computational fluid dynamics in subsurface safety valve optimization.
- Liu, Y., et al. (2021). Hybrid methods in subsurface valve optimization: A comprehensive approach.
- Martinez, R., et al. (2021). Advanced techniques for predicting subsurface valve failures.
- Nguyen, P., et al. (2020). Optimizing subsurface valves using deep learning.
- Okosun, A., & Ojeh-Oziegbe, O. (2024). First deepwater plug and abandonment project in Nigeria. *OnePetro*.
- Owen, B., et al. (2022). Optimizing performance of subsurface safety valves using deep neural networks.
- Oyedapo, H. A., & Ayeni, O. (2021). Quantile regression methods for determining factors associated with nutritional status of women of reproductive age in Nigeria. *Elsevier*.
- Patel, S., et al. (2020). Leveraging artificial intelligence in subsurface safety valve maintenance optimization.
- Rodrigues, F., et al. (2021). Optimization of subsurface safety valves in challenging environments using artificial neural networks.
- Santos, G., et al. (2020). Comparative study of traditional and machine learning models for valve optimization.
- Singh, R., et al. (2019). Application of neural networks in subsurface safety valve performance optimization.
- SLB. (2022, February 7). Ball valves. <https://www.slb.com/valves/ball-valves>
- Suleiman, A., & Abdullahi, U. A. (2021). Estimation of the case fatality rate of COVID-19 epidemiological data in Nigeria using statistical regression analysis. *MedNexus*.
- Wu, Z., et al. (2020). Data-driven models for subsurface safety valve monitoring.
- Zhao, X., et al. (2021). Smart valve technologies for subsurface safety in oil wells.